

Print Number:

Print Date:

**NOBLELIFT**

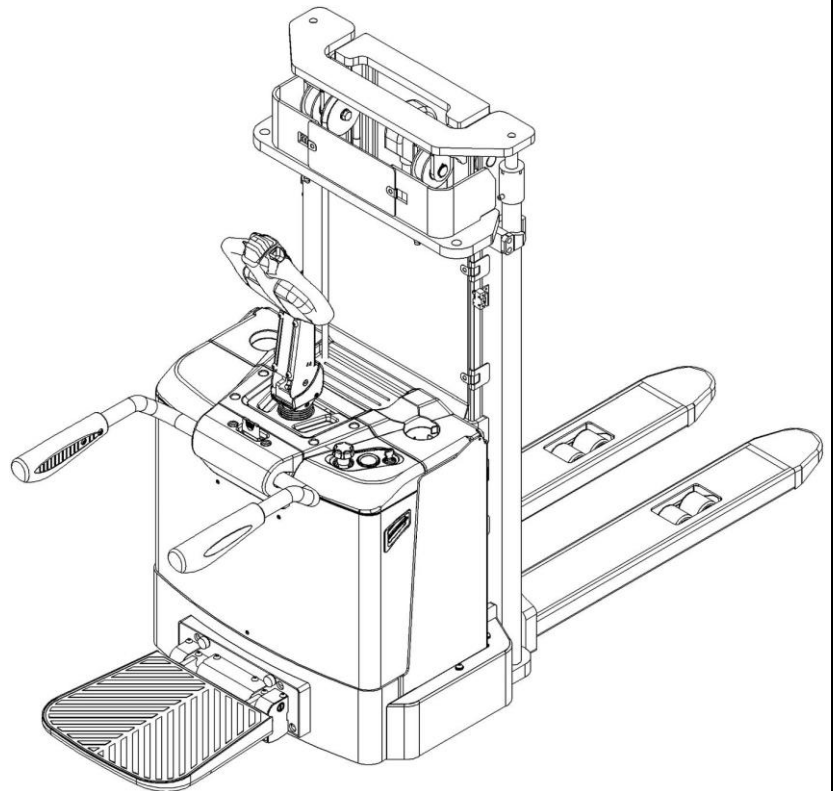


Scan QR Code for More

**Electric Pallet Stacker PSB15**

**PARTS MANUAL**

**533546020101**



Version: V01

Truck Identification Number From:

Parts Manual

PSB15-PM01EN

Please order spare parts from authorized dealers of Noblelift Intelligent Equipment Co., LTD.

In order to avoid wrong delivery, all the orders for spare parts should specify the following items:

- Truck model, identification number and manufacture year.
- Orders for spare parts of mast, hydraulic transmission unit, steering axle, motor, etc. shall indicate the manufacture number of these parts.
- Codes for Noblelift spare parts are shown in the table of parts manual. Please also pay attention to the description of supply status, order quantity, etc. (check the number listed in "Mark" column of the parts manual).

"Mark" Column:

The unmarked indicates the parts are in short supply cycle.

Number 1: supply as package. Indicating these that parts are small parts and seal parts, which are supplied in package unit and in short supply cycle.

Number 2: supply with constraints. Indicating that these spare parts are not in stock and will be prepared for production after receiving the order from customers, which are in long supply cycle.

Number 3: phasing-out supply. Indicating that these parts will be replaced by new parts due to technical improvements and the current stock will not be available when these parts run out. Please check the description of technical improvements notice.

Number 4: supply as assembly. Indicating that these parts are assembly parts defined by manufacture process, which cannot be supplied as a single part.

Number 5: check other tables.

This parts manual is the property of Noblelift and can be shared under the confidential agreement only, Noblelift has the right to claim for compensation of any unauthorized use. Copy without permission is not allowed. Figures in the manual are not limited by the original design. Noblelift Intelligent Equipment Co., LTD reserves the right to improve the products for continuous technology progress.

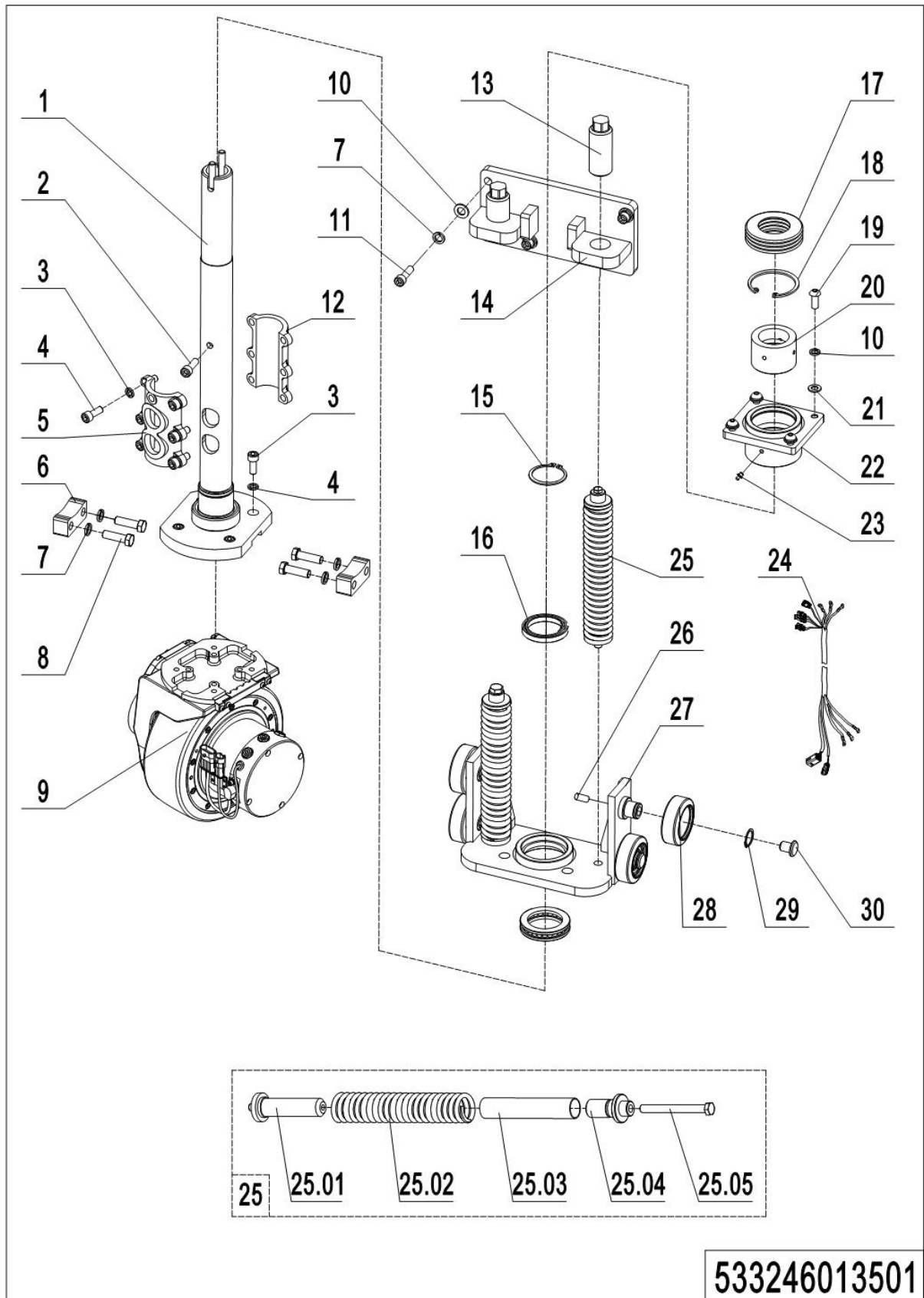
# Table of Contents

Chapter 1: Drive system .....	5
01 Drive Unit (Manual Steering) (533246013501).....	5
01 Drive Unit (Manual steering) (533246013501) Continuation.....	7
02 Drive Assembly (509846013502) .....	9
03 Drive Unit (EPS) (533546013501) .....	11
04 Drive Unit (EPS)(533246013004) .....	13
Chapter 2: Hydraulic System.....	15
01 Hydraulic Unit (PSB15D Double Mast, Standard Lift)(533546024001).....	15
01 Hydraulic Unit (PSB15D Double Mast, Standard Lift) (533546024001) Continuation.....	17
02 Hydraulic Unit (PSB15D Double Mast, Standard Lift/ Proportional Lift) (533546024002).....	19
02 Hydraulic Unit (PSB15D Double Mast, Standard Lift/ Proportional Lift) (533546024002) Continuation.....	21
03 Hydraulic Unit (PSB15F Double Mast, FFL) (533546024003) .....	23
03 Hydraulic Unit (PSB15F Double Mast, FFL) (533546024003) Continuation.....	25
04 Hydraulic Unit (PSB15F Double Mast, FFL/ Proportional Lift) (533546024004) .....	27
04 Hydraulic Unit (PSB15F Double Mast, FFL/ Proportional Lift) (533546024004) Continuation....	29
05 Hydraulic Unit (PSB15H Triple Mast, Standard Lift) (533546024005).....	31
05 Hydraulic Unit (PSB15H Triple Mast, Standard Lift) (533546024005) Continuation .....	33
06 Hydraulic Unit (PSB15H Triple Mast, Standard Lift/ Proportional Lift) (533546024006).....	35
06 Hydraulic Unit (PSB15H Triple Mast, Standard Lift/ Proportional Lift) (533546024006) Continuation.....	37
07 Hydraulic Unit (PSB15Z Triple Mast, FFL) (533546024007) .....	39
07 Hydraulic Unit (PSB15Z Triple Mast, FFL) (533546024007) Continuation.....	41
08 Hydraulic Unit (PSB15H Triple Mast, FFL/ Proportional Lift) (533546024008).....	43
08 Hydraulic Unit (PSB15H Triple Mast, FFL/ Proportional Lift) (533546024008) Continuation .....	45
09 Pump Unit (3.0KW,2.5cc)(532646023501) .....	47
10 Pump Unit (3.0KW, 3.3cc) (532646023502) .....	49
Chapter 3: Truck Frame .....	51
01 Chassis (533546021501).....	51
02 Guard Arm (505646017501).....	53
03 Platform (505646018001).....	55
03 Platform (505646018001) Continuation .....	57
04 Battery Cover, Top (533246021502).....	59
05 Fork Carriage (533546038001).....	61
Chapter 4 : Mast.....	63
01 Double Mast (PSB15D Double Mast, Standard Lift)(533546044001).....	63
02 Double Mast (PSB15F Double Mast, FFL)(533546043501).....	65
03 Triple Mast (PSB15H/PSB15Z Triple Mast)(533546045001).....	67
03 Triple Mast (PSB15H/PSB15Z Triple Mast)(533546045001) Continuation .....	69
Chapter 5: Steering System, Braking System, Wheels .....	71
01 Tiller Unit (505646011001) .....	71
02 Control Handle (505646011002) .....	73

03 Load Wheel (532646017001) .....	75
04 Caster (533246016501).....	77
Chapter 6: Electrical Parts .....	79
01 Display Assembly (505646010001).....	79
02 Wire Harness (Manual Steering) (533246033001) .....	81
03 Wire Harness (EPS) (533246033002).....	83
04 Controller (533246033003) .....	85
05Charger (533546036501) .....	87
06 Traction Battery (533246037001).....	89
Chapter 7: Special Parts .....	91
01 Load Backrest (532646040501).....	91
Chapter 8: Others .....	93
01 Labels and Decals-EU (533246047001) .....	93
02 Labels and Decals-US (533246047002) .....	95
Appendix.....	97
01 Electrical Circuit Diagram (Manual Steering) (533246045501).....	97
02 Electrical Circuit Diagram (EPS) (533246045502) .....	98
03 Hydraulic Diagram (533246045503).....	99
04 Consumable Parts List .....	100

## Chapter 1: Drive system

### 01 Drive Unit (Manual Steering) (533246013501)



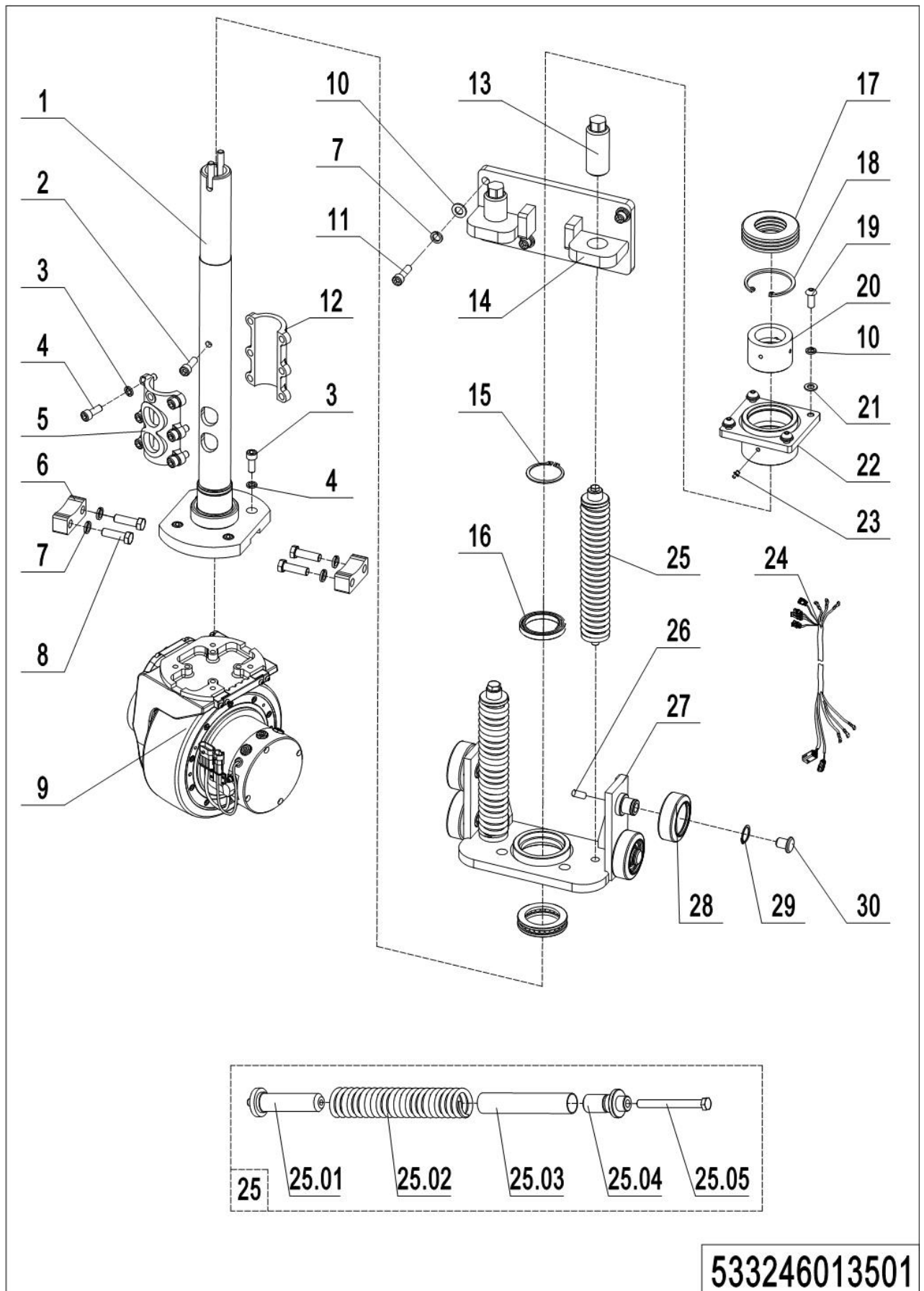
1= Supply as package. 2= Supply with constraints. 3= Phasing-out supply. 4= Supply as assembly. 5= Check other tables.

## 01 Drive Unit (Manual Steering) (533246013501)

No.	Item Code	Mark	Item Description	Qty.	Substitute	Note
1	533231210000		handle Spindle	1		
2	910200200077	1	Screw	1		
3	910400500007	1	Spring Washer	10		
4	910200200076	1	Screw	14		
5	533231220005	2	Hoop	1		
6	533221520039		Stop Block	1		
7	910400500008	1	Spring Washer	4		
8	910100300052	1	Bolt	8		
9	940900300006	2	Drive Unit	1		509846013502
10	910400100008	1	Flat Washer	4		
11	910200200099	1	Screw	4		
12	533231220006	2	Hoop	1		
13	533213520003		Bolt	2		
14	533213510001		Fixing Mount	1		
15	910401300026		Circlip	1		
16	910700200042		Bearing	1		
17	940600400001		Dust Cover	1		
18	910401400020	1	Circlip	1		
19	910100300036	1	Bolt	4		
20	533231220004		Nylon Sleeve	1		
21	910400100007	1	Flat Washer	4		
22	533231220007		Fixing Base	1		
23	911200100002		Oil Cup	1		
24	533298510010		Wire Harness	1		
25	533213510002		Spring Components	2		
25.01	533213520007		Guide Rail	2		
25.02	532613520027		Spring	2		
25.03	532613520003		Sleeve	2		
25.04	533213520008		Gland	2		
25.05	941100200001	1	Bolt	2		

1= Supply as package. 2= Supply with constraints. 3= Phasing-out supply. 4= Supply as assembly. 5= Check other tables.

## 01 Drive Unit (Manual steering) (533246013501) Continuation

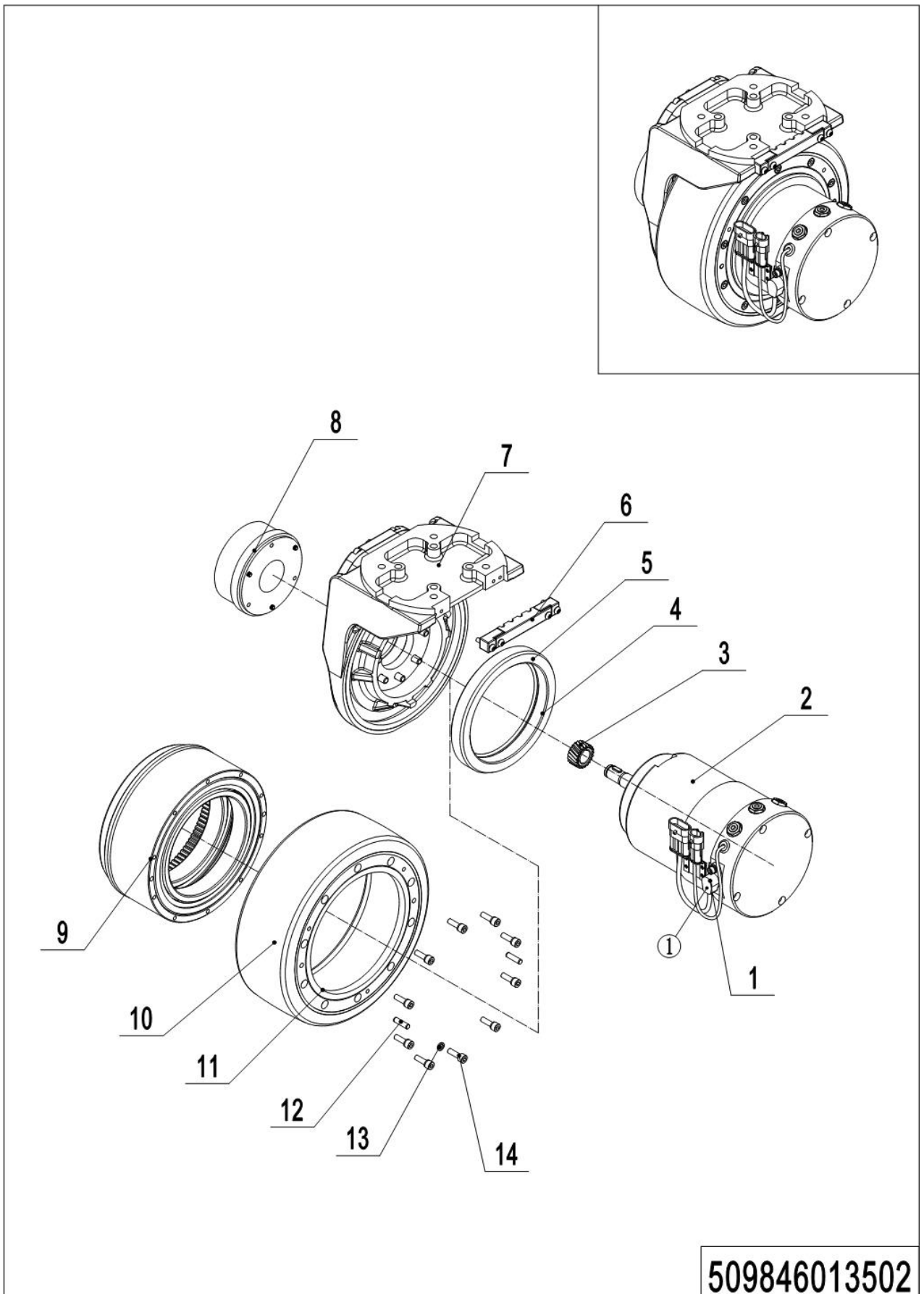


1= Supply as package. 2= Supply with constraints. 3= Phasing-out supply. 4= Supply as assembly. 5= Check other tables.

---

**01 Driver Unit (Manual Steering) (533246013501) Continuation**

<b>No.</b>	<b>Item Code</b>	<b>Mark</b>	<b>Item Description</b>	<b>Qty.</b>	<b>Substitute</b>	<b>Note</b>
26	910200800033	1	Screw	4		
27	533213510003		Wheel Carrier	1		
28	940200100007		Main Roller	4		
29	910401300014	1	Circlip	4		
30	533213520016		Adjusting Block	4		

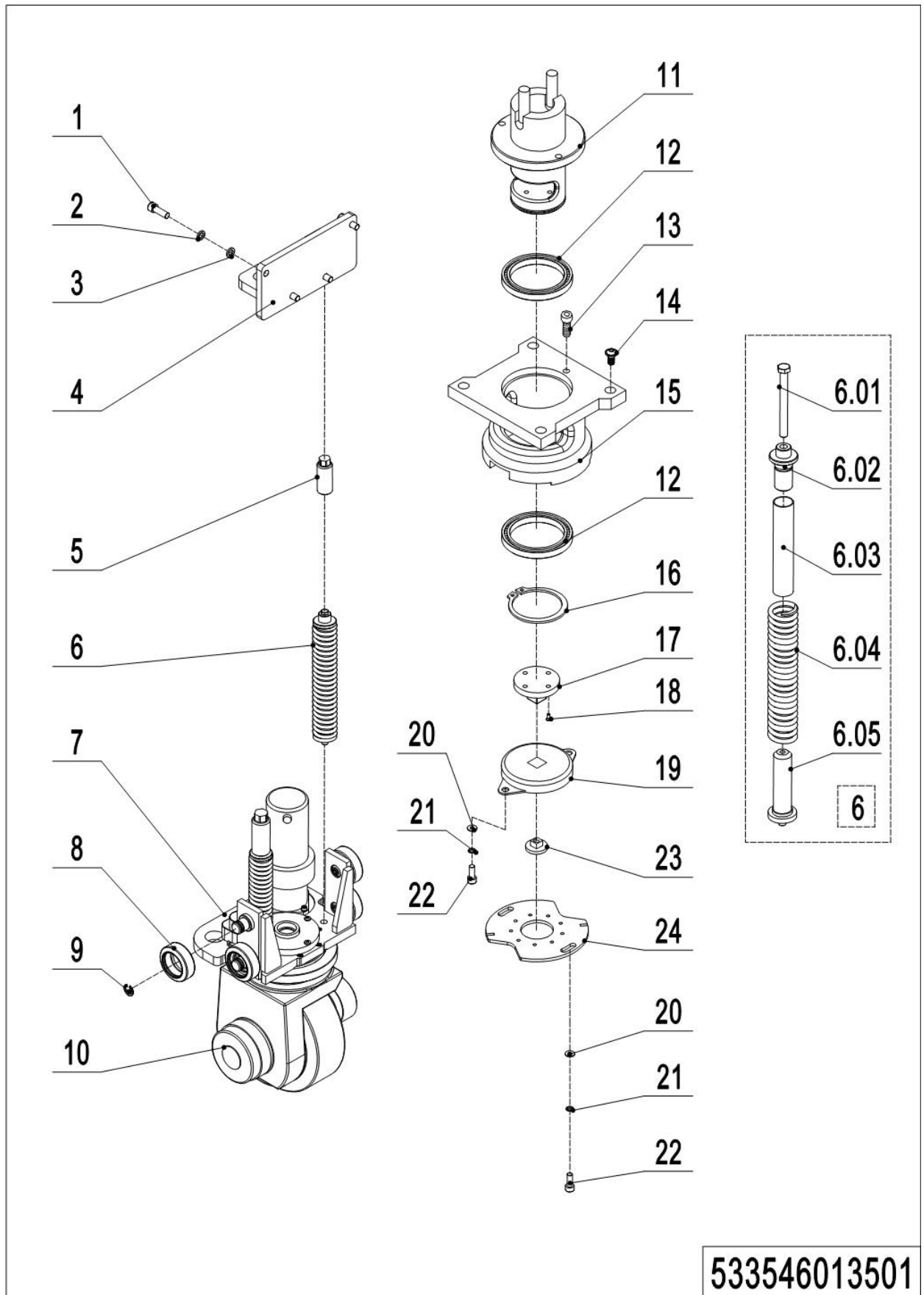
**02 Drive Assembly (509846013502)**

1= Supply as package. 2= Supply with constraints. 3= Phasing-out supply. 4= Supply as assembly. 5= Check other tables.

## 02 Drive Assembly (509846013502)

No.	Item Code	Mark	Item Description	Qty.	Substitute	Note
1	961000100016		Encoders	1		
2	961000100013		Motor	1		
3	961000100007	1	Gear	1		
4	961000100009	1	Seal Base	1		
5	910800100085		O-Ring	1		
6	509898510004		Wire Board Assembly	1		
7	509898510005		Gearbox	1		
8	961000100014		Brake	1		8N.m
9	509898510006		Internal Gear Assembly	1		
10	961000100010		Tyre	1		
11	940998520051		Seal Ring	1		160×175×10
12	910600100013	1	Cylindrical Pin	4		
13	910400500018	1	Spring Washer	20		
14	910200200139	1	Screw	10		

**03 Drive Unit (EPS) (533546013501)**



**533546013501**

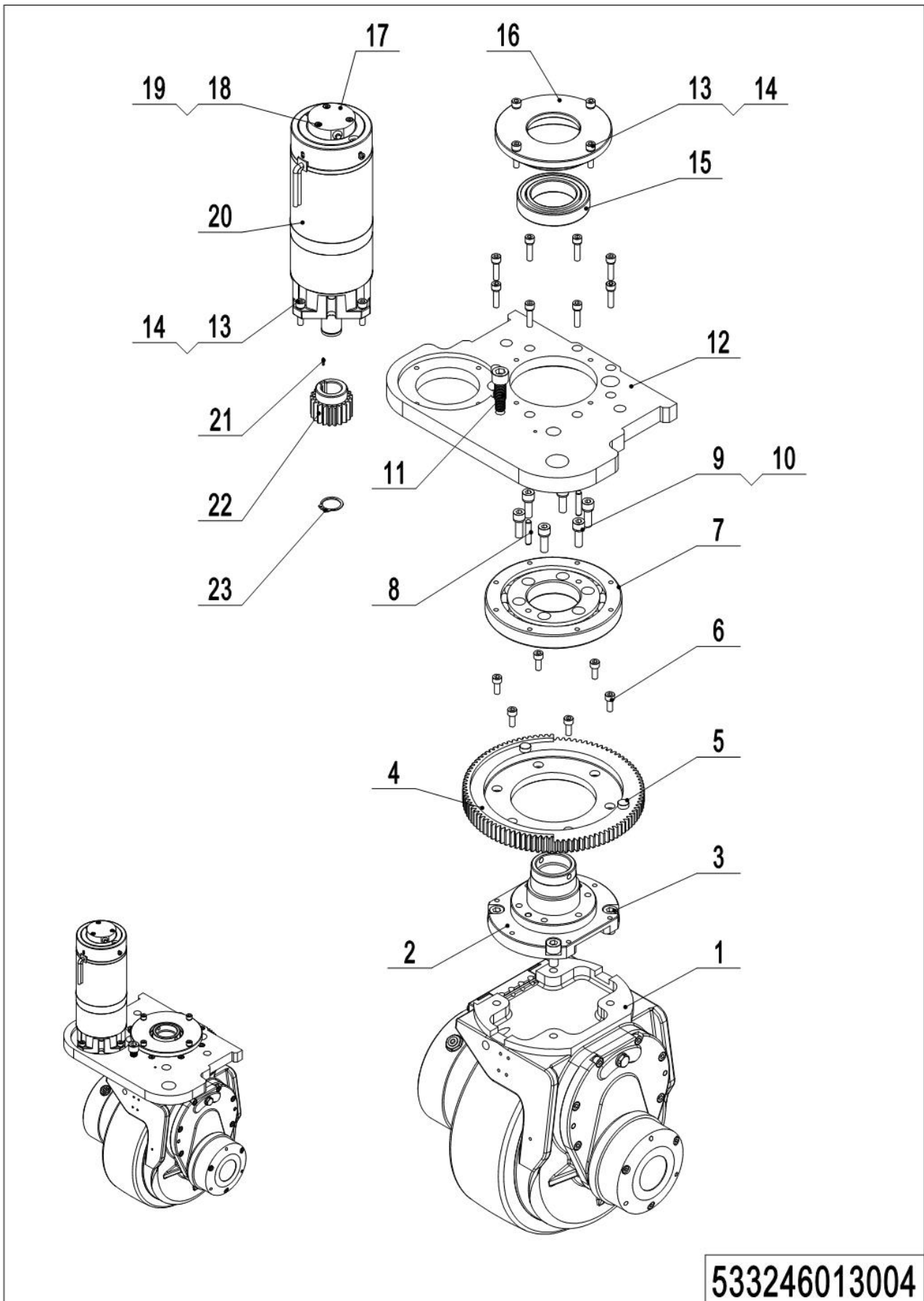
1= Supply as package. 2= Supply with constraints. 3= Phasing-out supply. 4= Supply as assembly. 5= Check other tables.

## 03 Drive Unit (EPS) (533546013501)

No.	Item Code	Mark	Item Description	Qty.	Substitute	Note
1	910200200099	1	Screw	4		
2	910400500008	1	Spring Washer	4		
3	910400100008	1	Flat Washer	4		
4	533213510001		Fixing Mount	1		
5	533213520003		Bolt	2		
6	533213510002		Spring Components	2		
6.01	941100200001	1	Bolt	2		
6.02	532613520004		Gland	2		
6.03	532613520003		Sleeve	2		
6.04	532613520027		Spring	2		
6.05	533598520043		Guide Rail	2		
7	533213510004		Wheel Carrier	1		
8	940200100007		Main Roller	4		
9	910401300014	1	Circlip	4		
10	961001100000	2	Steering Unit	1		533246013004
11	505631510001		Bracket	1		
12	910700200041		Bearing	2		
13	910200200032	1	Screw	3		
14	910200200075	1	Screw	4		
15	505631520002		Fixing Base	1		
16	910401300024	1	Circlip	1		
17	505631520005		Link Block	1		
18	910200200013	1	Screw	4		
19	940801200001		Rotary Damper	1		
20	910400100004	1	Flat Washer	4		
21	910400500004	1	Spring Washer	4		
22	910200200021	1	Screw	4		
23	505631520003		Link Block	1		
24	505731520001		Fixing Plate	1		

1= Supply as package. 2= Supply with constraints. 3= Phasing-out supply. 4= Supply as assembly. 5= Check other tables.

### 04 Drive Unit (EPS)(533246013004)



533246013004

## 04 Drive Unit (EPS)(533246013004)

No.	Item Code	Mark	Item Description	Qty.	Substitute	Note
1	961001100000	2	Drive Unit	1		
2	961001100001		Slewing Base	1		
3	910200200142	1	Screw	4		
4	961001100002	2	Gear	1		
5	961001100006		Pin	2		
6	910200200146	1	Screw	6		
7	961001100003		Slewing Bearing	1		
8	910600100016		Cylindrical Pin	2		
9	910400500019	1	Spring Washer	6		
10	910200200147	1	Screw	6		
11	961001100008		Screw	1		
12	533213510004		Wheel Carrier	1		
13	910400500018	1	Spring Washer	16		
14	910200200140	1	Screw	16		
15	910700200052		Bearing	1		
16	961001100005		Endcap	1		
17	961000500007		Sensor	1		
18	910200200011	1	Screw	3		
19	910400500016	1	Spring Washer	3		
20	961000500006		Steering Unit	1		
21	910600800015		Flat Key	1		
22	961001100007		Gear	1		
23	910401300012		Circlip	1		



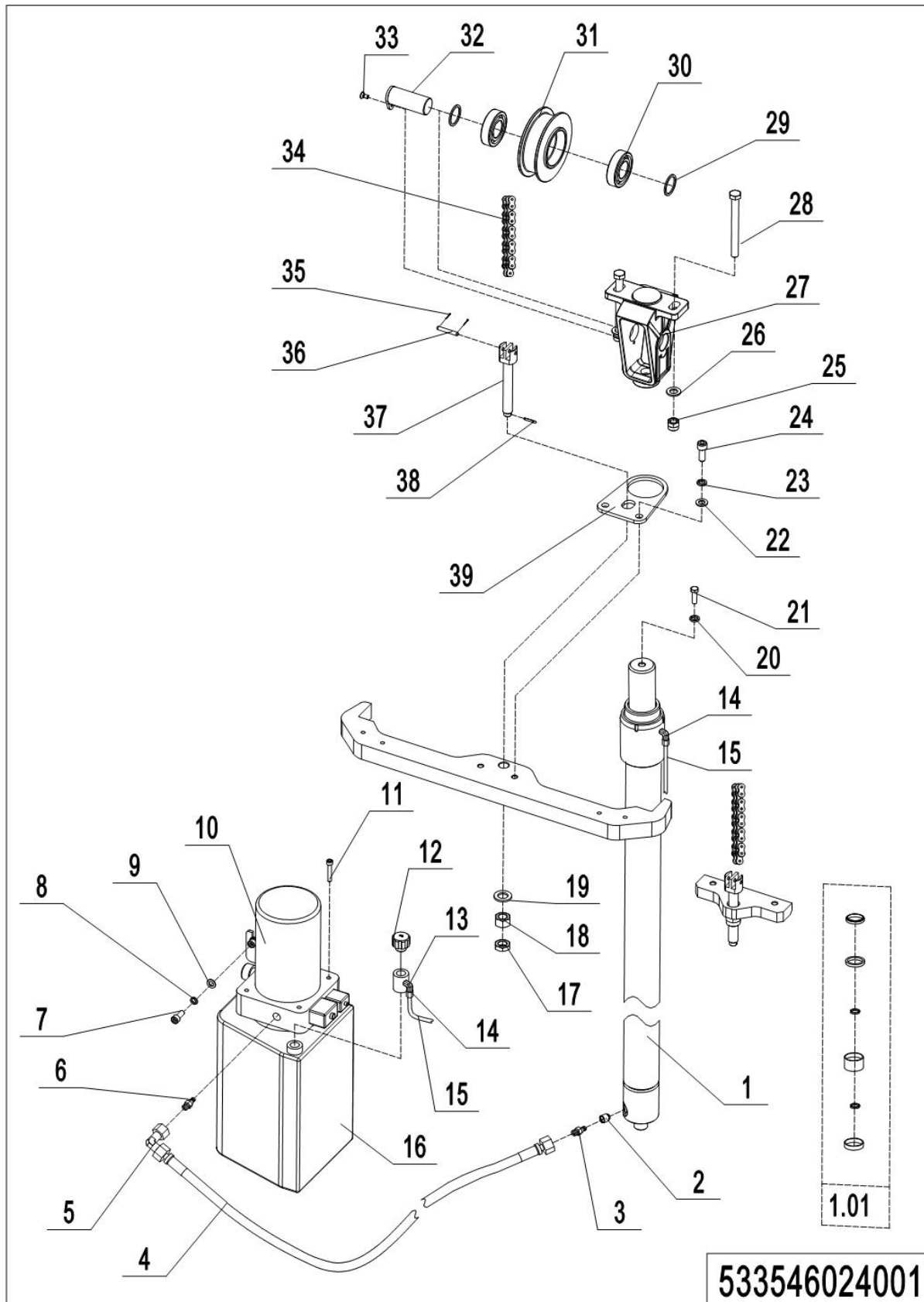
## 01 Hydraulic Unit (PSB15D Double Mast, Standard Lift) (533546024001)

No.	Item Code	Mark	Item Description	Qty.	Substitute	Note
1	532644010031		Cylinder	1		2900
1.01	532698510001		Seal Kit	1		
2	950600300001		Safety Valve	1		
3	950400400003		Joint	1		
4	533224010000		Hose	1		
5	950400200003		Joint	1		
6	950400300007		Joint	1		
7	910200200055		Screw	2		
8	910400500006		Spring Washer	2		
9	910400100006		Flat Washer	2		
10	950900100046		Pump Unit	1		
11	910200200040		Screw	4		
12	951100200001		Screw Plug	1		
13	532624020015		Adapter	1		
14	950500100001		Joint	2		
15	533598520025		Pipe	1		
16	533524010000		Tank	1		
17	910300400006		Nut	2		
18	910300200008		Nut	2		
19	910400100010		Flat Washer	2		
20	910400500008		Spring Washer	1		
21	910200200098		Screw	1		
22	910400100007		Flat Washer	2		
23	910400500007		Spring Washer	2		
24	910200200076		Screw	2		
25	910300500006		Nut	2		
26	910400100008		Flat Washer	2		
27	532644020095		Yoke	1		
28	910100100061		Bolt	2		
29	940600500008		Washer	2		

1= Supply as package. 2= Supply with constraints. 3= Phasing-out supply. 4= Supply as assembly. 5= Check other tables.

# 01 Hydraulic Unit (PSB15D Double Mast, Standard Lift) (533546024001)

## Continuation



1= Supply as package. 2= Supply with constraints. 3= Phasing-out supply. 4= Supply as assembly. 5= Check other tables.

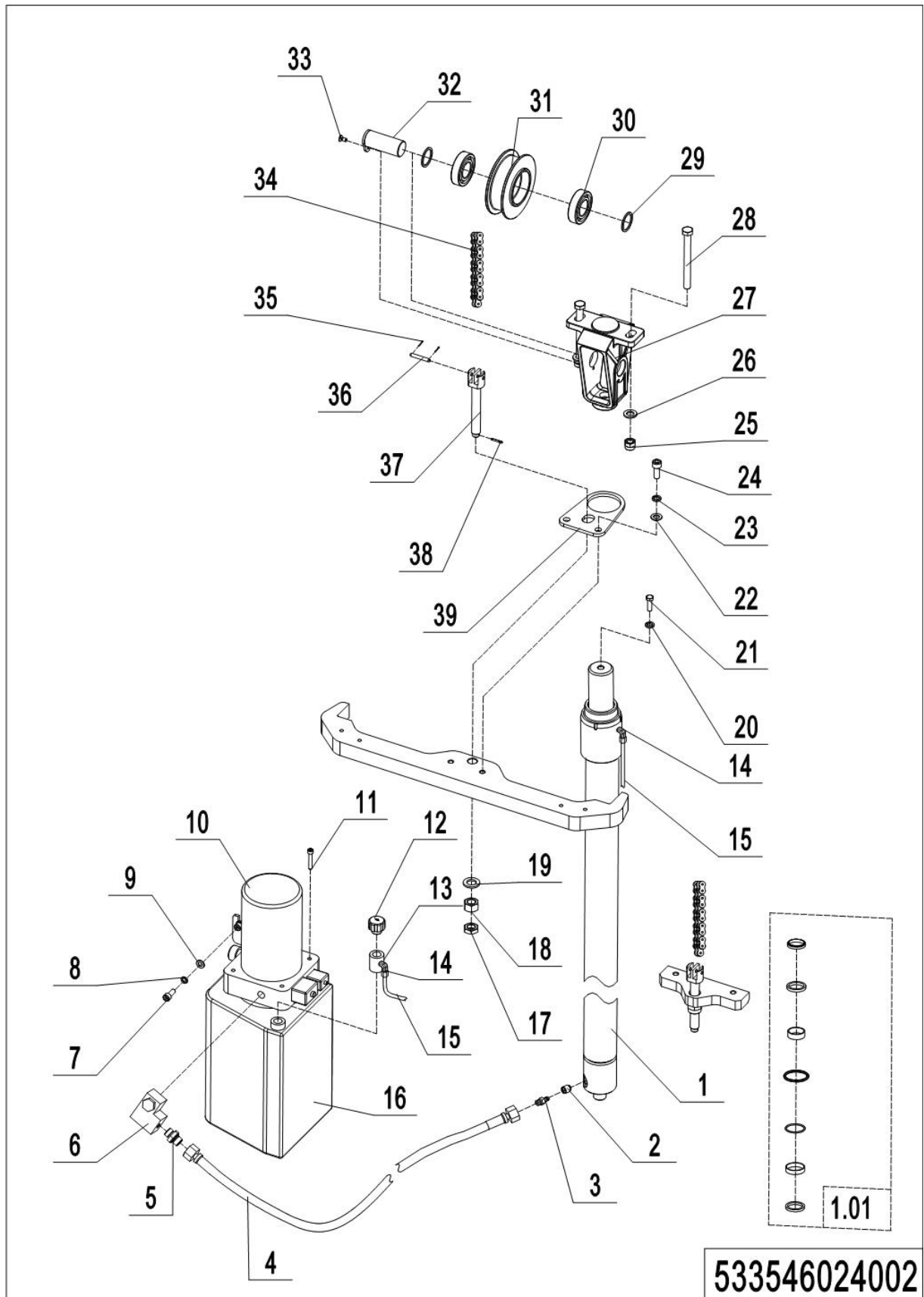
## 01 Hydraulic Unit (PSB15D Double Mast, Standard Lift) (533546024001)

## Continuation

No.	Item Code	Mark	Item Description	Qty.	Substitute	Note
30	910700200021		Bearing	2		
31	940200400003		Sprocket	1		
32	532644010035		Pin	1		
33	910200400016		Screw	1		
34	532644010067		Chain	1		
35	910600600005		Cotter Pin	4		
36	910600300003		Pin	2		
37	532644020096		Chain Anchor	2		
38	910600600023		Cotter Pin	2		
39	532644020097		Fixing Plate	1		

**02Hydraulic Unit (PSB15D Double Mast, Standard Lift/ Proportional Lift)**

**(533546024002)**



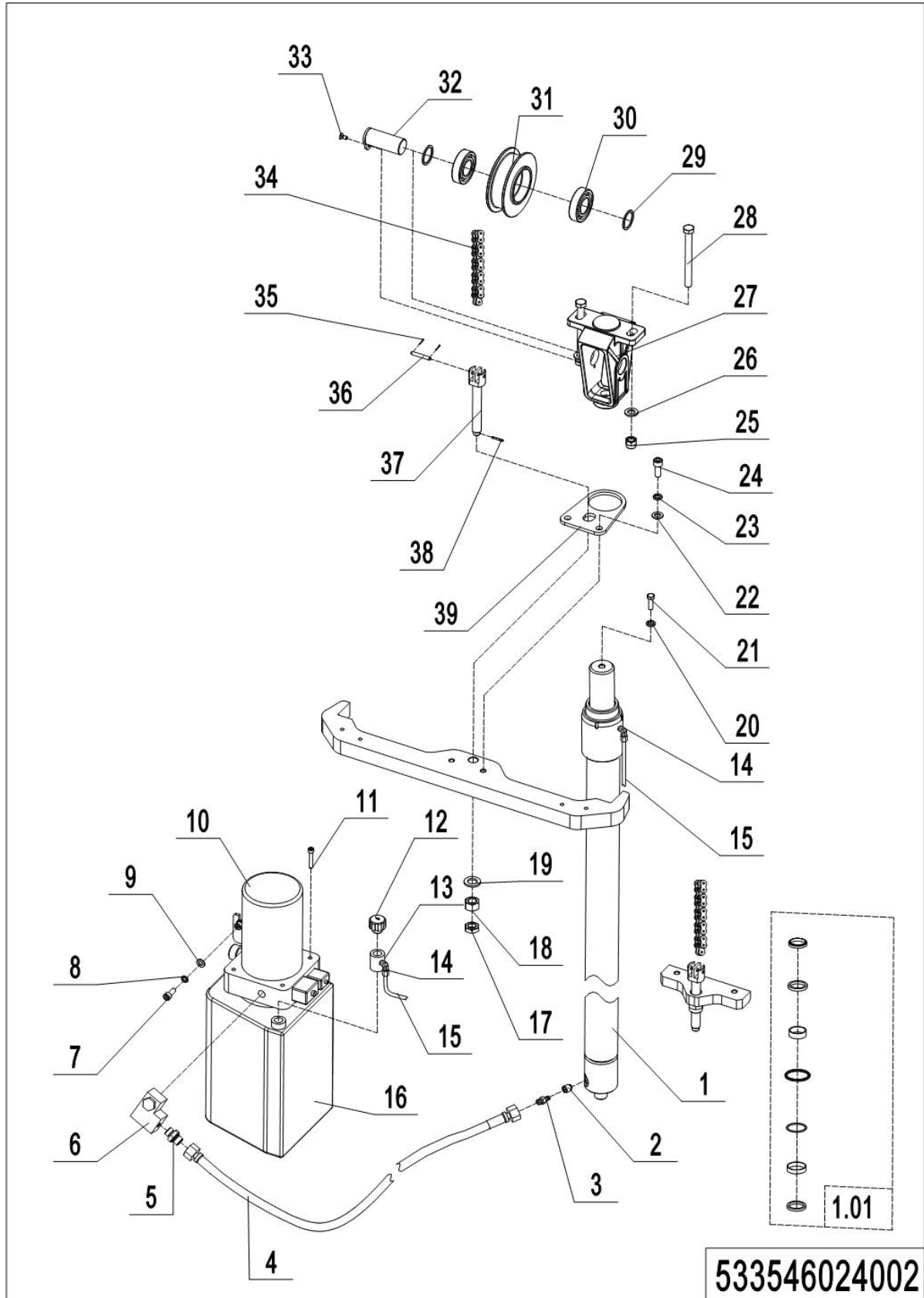
1= Supply as package. 2= Supply with constraints. 3= Phasing-out supply. 4= Supply as assembly. 5= Check other tables.

02 Hydraulic Unit (PSB15D Double Mast, Standard Lift/ Proportional Lift)  
(533546024002)

No.	Item Code	Mark	Item Description	Qty.	Substitute	Note
1	532644010031		Cylinder	1		2900
1.01	532698510001		Seal Kit	1		
2	950600300001		Safety Valve	1		
3	950400400003		Joint	1		
4	533224010000		Hose	1		
5	950400300007		Joint	1		
6	950600500001		Valve Plate	1		
7	910200200055		Screw	2		
8	910400500006		Spring Washer	2		
9	910400100006		Flat Washer	2		
10	950900100046		Pump Unit	1		
11	910200200040		Screw	4		
12	951100200001		Screw Plug	1		
13	532624020015		Adapter	1		
14	950500100001		Joint	2		
15	533598520025		Pipe	1		
16	533524010000		Tank	1		
17	910300400006		Nut	2		
18	910300200008		Nut	2		
19	910400100010		Flat Washer	2		
20	910400500008		Spring Washer	1		
21	910200200098		Screw	1		
22	910400100007		Flat Washer	2		
23	910400500007		Spring Washer	2		
24	910200200076		Screw	2		
25	910300500006		Nut	2		
26	910400100008		Flat Washer	2		
27	532644020095		Yoke	1		
28	910100100061		Bolt	2		
29	940600500008		Washer	2		

1= Supply as package. 2= Supply with constraints. 3= Phasing-out supply. 4= Supply as assembly. 5= Check other tables.

**02 Hydraulic Unit (PSB15D Double Mast, Standard Lift/ Proportional Lift) (533546024002) Continuation**

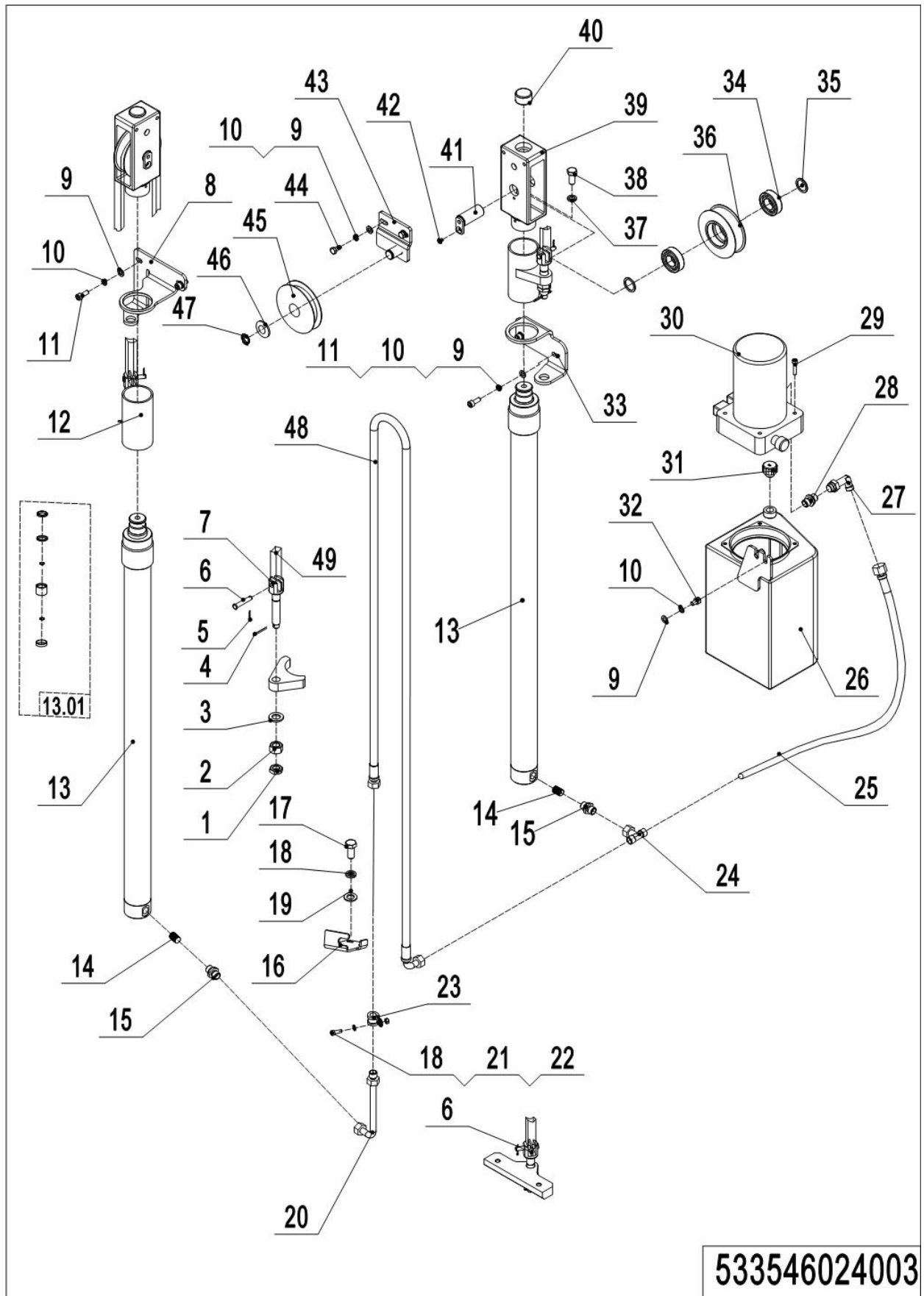


1= Supply as package. 2= Supply with constraints. 3= Phasing-out supply. 4= Supply as assembly. 5= Check other tables.

02 Hydraulic Unit (PSB15D Double Mast, Standard Lift/ Proportional Lift)  
(533546024002) Continuation

No.	Item Code	Mark	Item Description	Qty.	Substitute	Note
30	910700200021		Bearing	2		
31	940200400003		Sprocket	1		
32	532644010035		Pin	1		
33	910200400016		Screw	1		
34	532644010067		Chain	1		
35	910600600005		Cotter Pin	4		
36	910600300003		Pin	2		
37	532644020096		Chain Anchor	2		
38	910600600023		Cotter Pin	2		
39	532644020097		Fixing Plate	1		

**03 Hydraulic Unit (PSB15F Double Mast, FFL) (533546024003)**



1= Supply as package. 2= Supply with constraints. 3= Phasing-out supply. 4= Supply as assembly. 5= Check other tables.

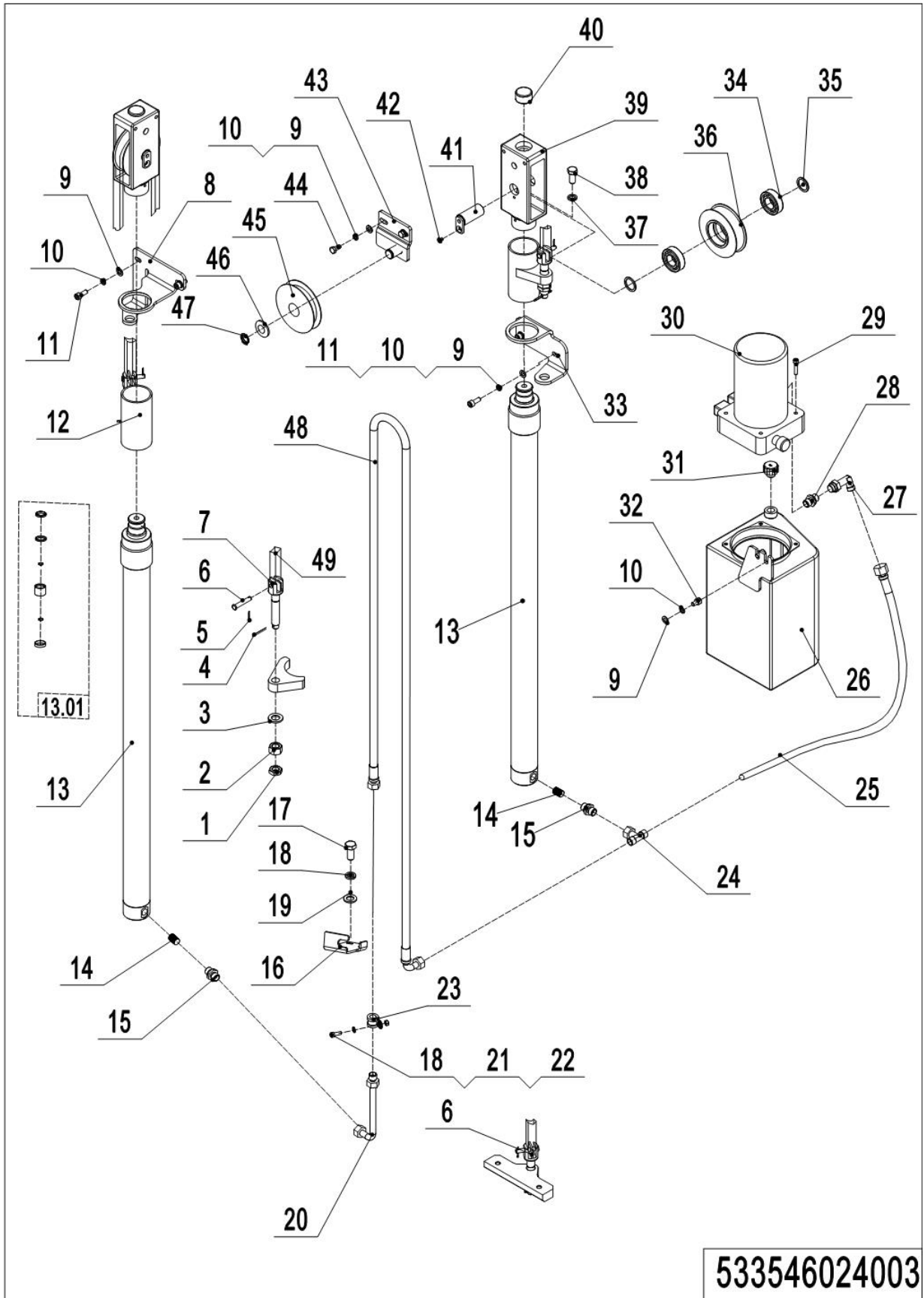
## 03 Hydraulic Unit (PSB15F Double Mast, FFL)(533546024003)

No.	Item Code	Mark	Item Description	Qty.	Substitute	Note
1	910300300008		Nut	4		
2	910300100010		Nut	4		
3	910400100010		Flat Washer	4		
4	910600600023		Cotter Pin	4		
5	910600600015		Cotter Pin	4		
6	910600700028		Pin	4		
7	532643520137		Chain Anchor	4		
8	532643520135		Bracket	1		
9	910400100006		Flat Washer	4		
10	910400500006		Spring Washer	4		
11	910200200055		Screw	4		
12	532643510052		Pull Rod Base	2		
13	532643510049		Cylinder	2		2900
13.01	532698510005		Seal Kit	1		
14	950600300001		Safety Valve	2		
15	950400400003		Joint	2		
16	532643520138		Fixing Plate	1		
17	910200200032		Screw	2		
18	910400500005		Spring Washer	1		
19	910400100005		Flat Washer	2		
20	532643520136		Steel Tube	1		
21	910200200035		Screw	1		
22	910300300003		Nut	1		
23	951000100002		Hose Clamp	1		
24	950400900002		Joint	1		
25	533224010000		Hose	1		
26	533524010000		Tank	1		
27	950400200003		Joint	1		
28	950400300007		Joint	1		
29	910200200040		Screw	4		

1= Supply as package. 2= Supply with constraints. 3= Phasing-out supply. 4= Supply as assembly. 5= Check other tables.

**03 Hydraulic Unit (PSB15F Double Mast, FFL) (533546024003)**

Continuation



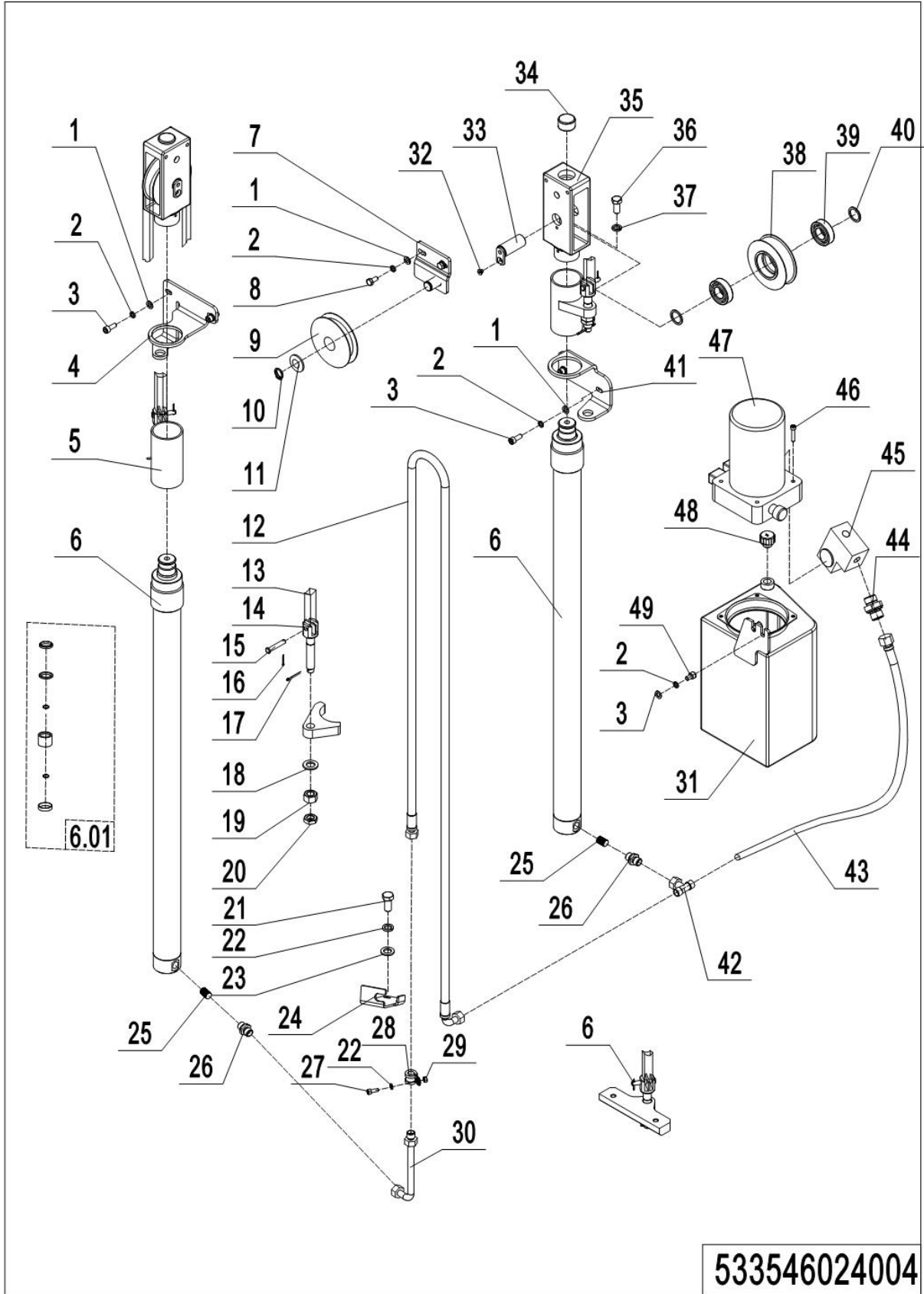
1= Supply as package. 2= Supply with constraints. 3= Phasing-out supply. 4= Supply as assembly. 5= Check other tables.

## 03 Hydraulic Unit (PSB15F Double Mast, FFL) (533546024003) Continuation

No.	Item Code	Mark	Item Description	Qty.	Substitute	Note
30	950900100046		Pump Unit	1		
31	951100200001		Screw Plug	1		
32	910200200053		Screw	2		
33	532643520131		Bracket	1		
34	910700200021		Bearing	4		
35	940600500008		Washer	4		
36	940200400003		Sprocket	2		
37	910400500008		Spring Washer	2		
38	910100300049		Bolt	2		
39	532644020095		Yoke	2		
40	532644020094		Crash Pad	2		
41	532644010035		Pin	2		
42	910200400024		Screw	2		
43	532643510053		Bracket	1		
44	910100300020		Bolt	2		
45	532643520132		Pulley	1		
46	910400100012		Flat Washer	1		
47	910401300011		Circlip	1		
48	532644520147		Hose	1		2900
49	532643510071		Chain	2		2900

**04 Hydraulic Unit (PSB15F Double Mast, FFL/ Proportional Lift)**

**(533546024004)**



1= Supply as package. 2= Supply with constraints. 3= Phasing-out supply. 4= Supply as assembly. 5= Check other tables.

## 04 Hydraulic Unit (PSB15F Double Mast, FFL/ Proportional Lift)

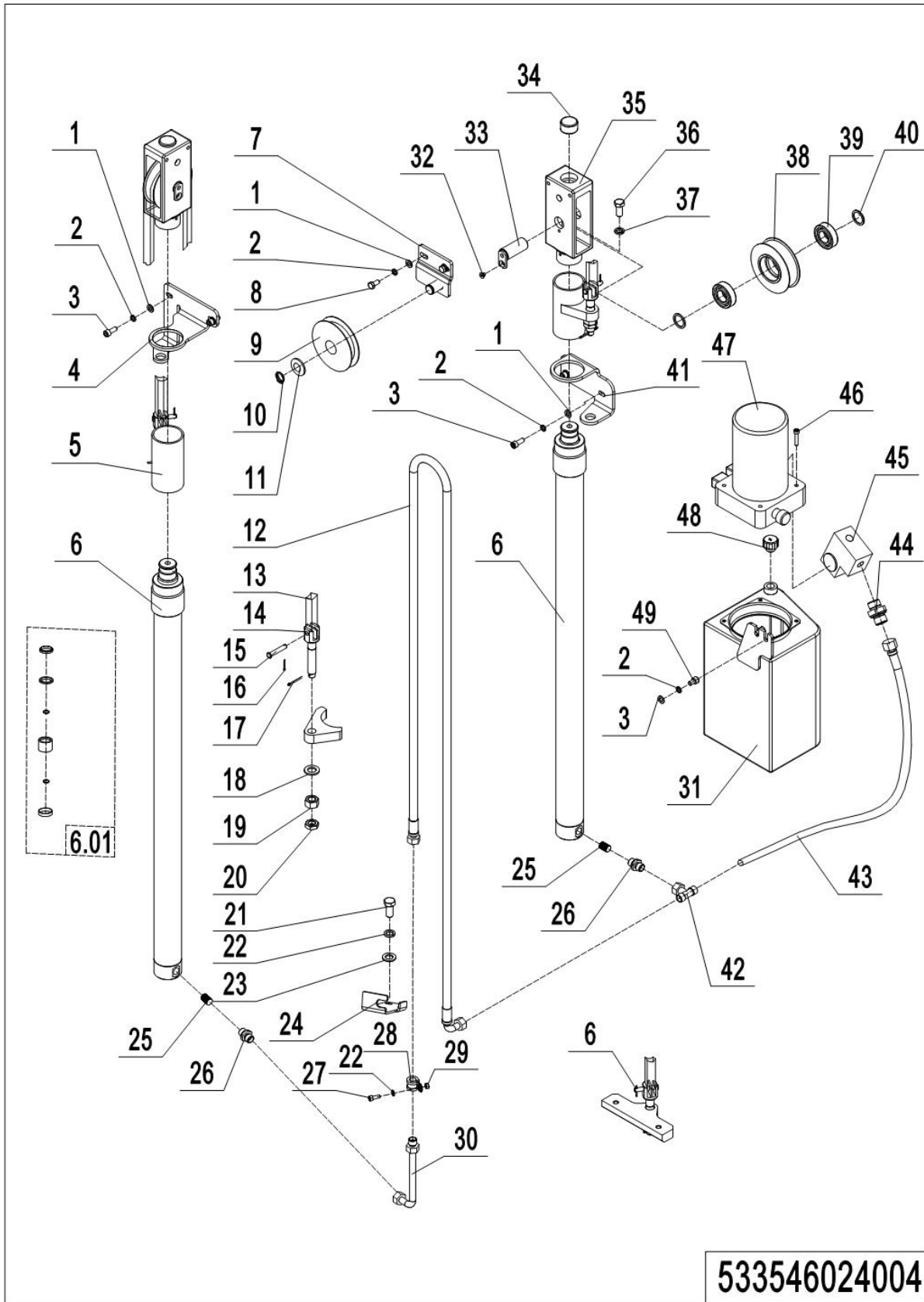
(533546024004)

No.	Item Code	Mark	Item Description	Qty.	Substitute	Note
1	910400100006	1	Flat Washer	4		
2	910400500006	1	Spring Washer	4		
3	910200200055	1	Screw	4		
4	532643520135		Bracket	1		
5	532643510052		Pull Rod Base	2		
6	532643510049		Cylinder	2		
6.01	532698510005		Seal Kit	1		
7	532643510053		Bracket	1		
8	910100300020		Bolt	2		
9	532643520132		Pulley	1		
10	910400100012		Flat Washer	1		
11	910401300011		Circlip	1		
12	532644520147		Hose	1		
13	532643510071		Chain	2		
14	532643520137		Chain Anchor	4		
15	910600700028		Pin	4		
16	910600600015		Cotter Pin	4		
17	910600600023		Cotter Pin	4		
18	910400100010		Flat Washer	4		
19	910300100010		Nut	4		
20	910300300008		Nut	4		
21	910200200032		Screw	2		
22	910400500005		Spring Washer	1		
23	910400100005		Flat Washer	2		
24	532643520138		Fixing Plate	1		
25	950600300001		Safety Valve	2		
26	950400400003		Joint	2		
27	910200200035		Screw	1		
28	951000100002		Hose Clamp	1		
29	910300300003		Nut	1		

1= Supply as package. 2= Supply with constraints. 3= Phasing-out supply. 4= Supply as assembly. 5= Check other tables.

**04 Hydraulic Unit (PSB15F Double Mast, FFL/ Proportional Lift)**

**(533546024004) Continuation**



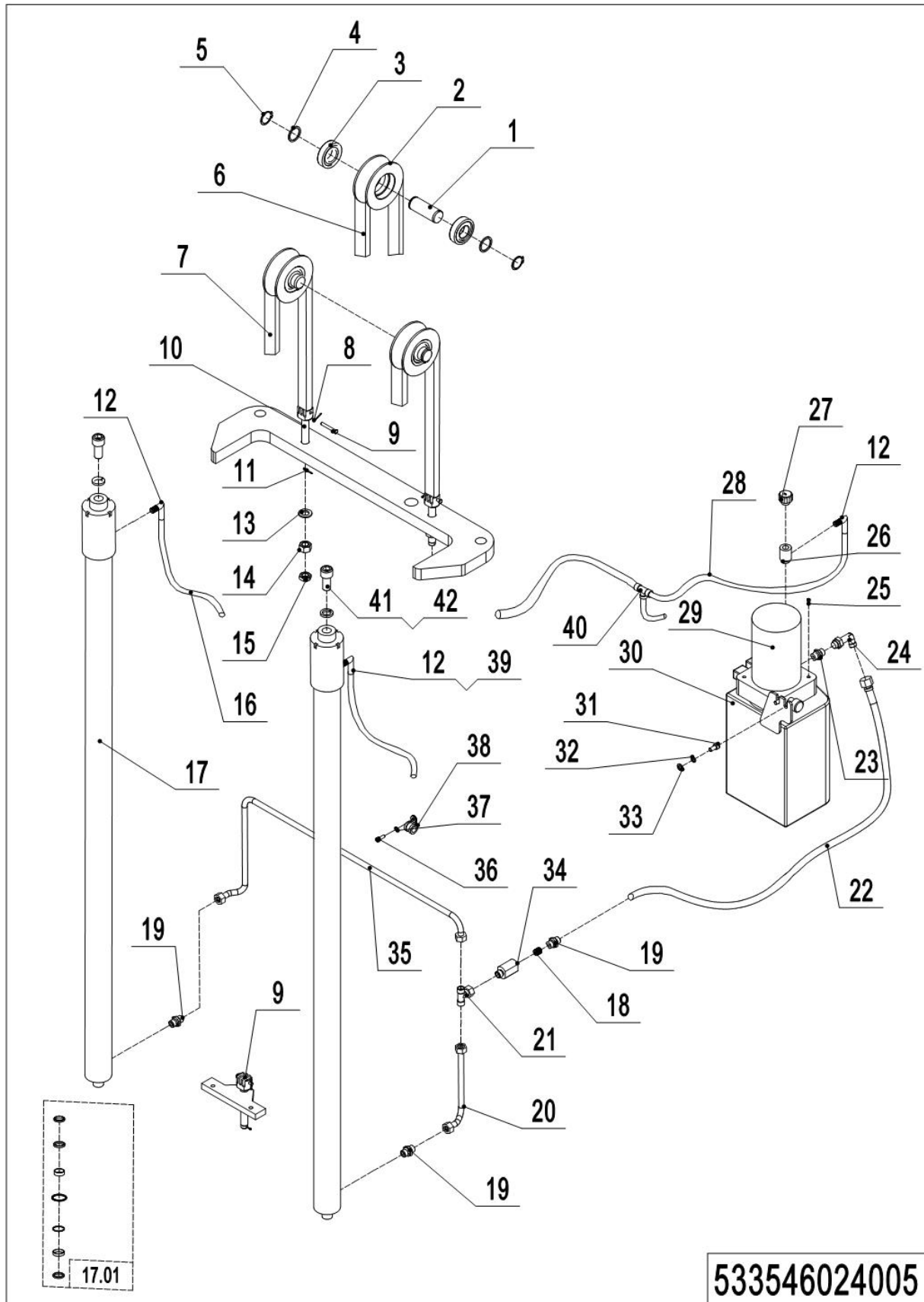
1= Supply as package. 2= Supply with constraints. 3= Phasing-out supply. 4= Supply as assembly. 5= Check other tables.

## 04 Hydraulic Unit (PSB15F Double Mast, FFL/ Proportional Lift) (533546024004)

## Continuation

No.	Item Code	Mark	Item Description	Qty.	Substitute	Note
30	532643520136		Steel Tube	1		
31	533524010000		Tank	1		
32	910200400024		Screw	2		
33	532644010035		Pin	2		
34	532644020094		Crash Pad	2		
35	532644020095		Yoke	2		
36	910100300049		Bolt	2		
37	910400500008		Spring Washer	2		
38	940200400003		Sprocket	2		
39	910700200021		Bearing	4		
40	940600500008		Washer	4		
41	532643520131		Bracket	1		
42	950400900002		Joint	1		
43	533224010000		Hose	1		
44	950400300007		Joint	1		
45	950600500001		Valve Plate	1		
46	910200200040		Screw	4		
47	950900100046		Pump Unit	1		
48	951100200001		Screw Plug	1		
49	910200200053		Screw	2		

## 05 Hydraulic Unit (PSB15H Triple Mast, Standard Lift) (533546024005)



1= Supply as package. 2= Supply with constraints. 3= Phasing-out supply. 4= Supply as assembly. 5= Check other tables.

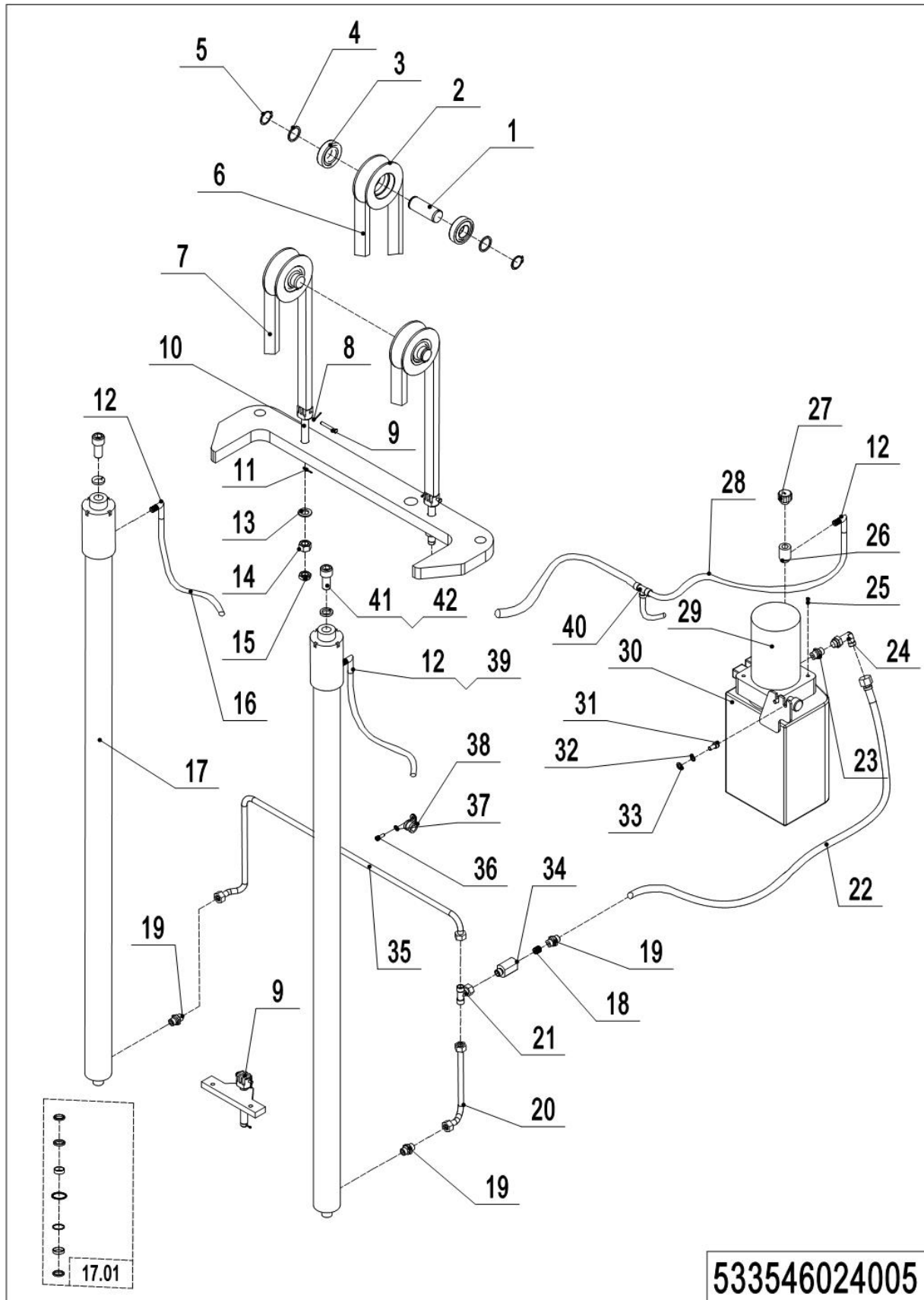
## 05 Hydraulic Unit (PSB15H Triple Mast,Standard Lift) (533546024005)

No.	Item Code	Mark	Item Description	Qty.	Substitute	Note
1	533545020032		Axle	3		
2	940200400001		Sprocket	3		
3	910700200021		Bearing	6		
4	940600500008		Washer	6		
5	910401300016		Circlip	6		
6	533598510000		Chain	1		
7	532644510065		Chain	2		
8	910600600015		Cotter Pin	6		
9	910600700017		Pin	6		
10	532644520038		Chain Anchor	3		
11	910600600019		Cotter Pin	3		
12	950500100001		Joint	3		
13	910400100010		Flat Washer	3		
14	910300200008		Nut	3		
15	910300400006		Nut	3		
16	533545020045		Pipe	3		
17	533545010000		Cylinder	2		
17.01	533598510002		Seal Kit	1		
18	950600300001		Safety Valve	1		
19	950400400003		Joint	3		
20	533545020026		Steel Tube	1		
21	950400900002		Joint	1		
22	533524020001		Hose	1		
23	950400300007		Joint	1		
24	950400200003		Joint	1		
25	910200200040		Screw	4		
26	532624020015		Adapter	1		
27	951100200001		Screw Plug	1		
28	533598520028		Pipe	1		
29	950900100046		Pump Unit	1		

1= Supply as package. 2= Supply with constraints. 3= Phasing-out supply. 4= Supply as assembly. 5= Check other tables.

**05 Hydraulic Unit (PSB15H Triple Mast, Standard Lift) (533546024005)**

**Continuation**



1= Supply as package. 2= Supply with constraints. 3= Phasing-out supply. 4= Supply as assembly. 5= Check other tables.

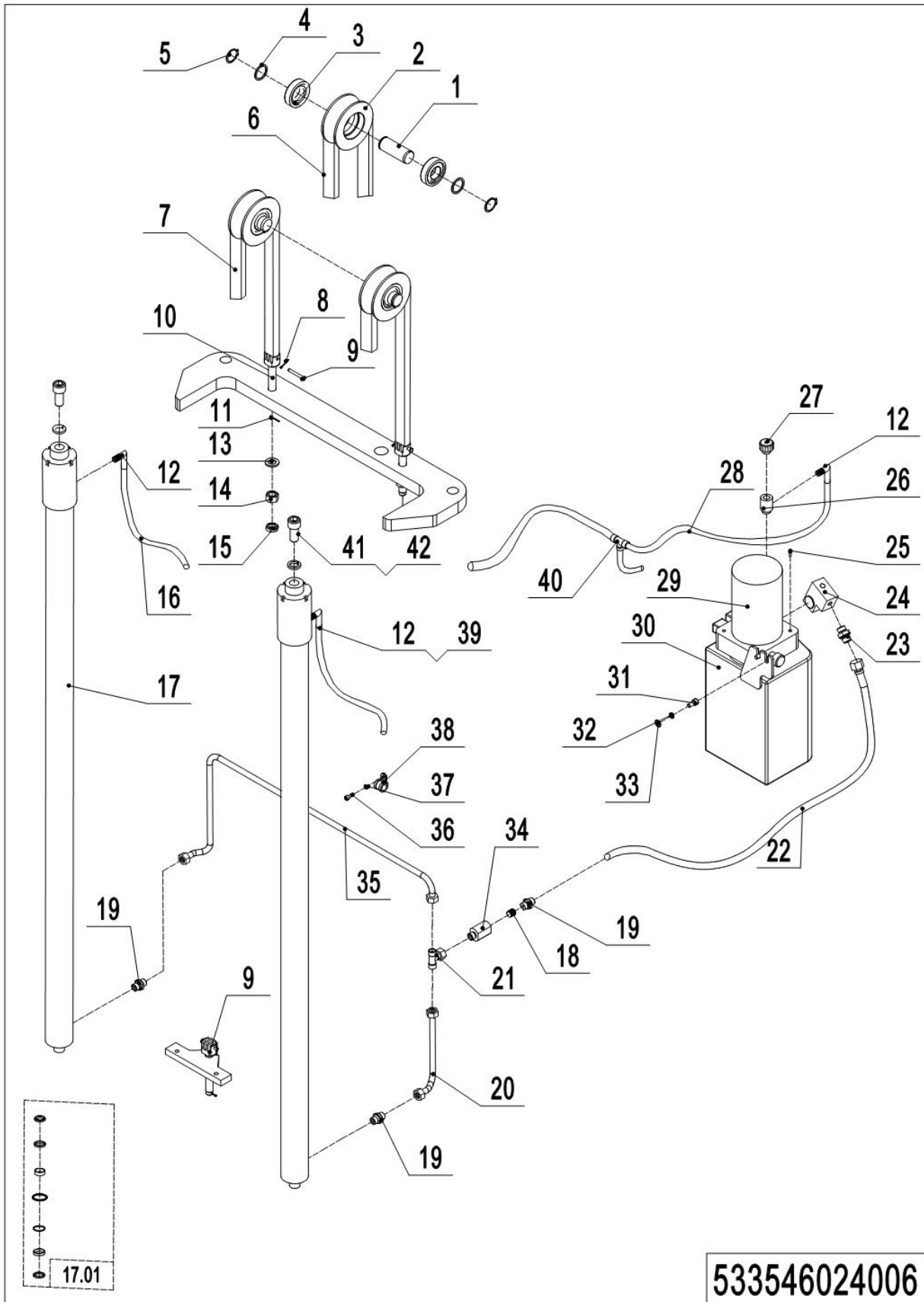
## 05 Hydraulic Unit (PSB15H Triple Mast,Standard Lift)(533546024005)

## Continuation

No.	Item Code	Mark	Item Description	Qty.	Substitute	Note
30	533524010000		Tank	1		
31	910200200055		Screw	2		
32	910400500006		Spring Washer	2		
33	910400100006		Flat Washer	2		
34	533545020033		Adapter	1		
35	533545020025		Steel Tube	1		
36	910400500005		Spring Washer	1		
37	910200200033		Screw	1		
38	951000100002		Hose Clamp	1		
39	533545020046		Pipe	1		
40	950500200001		Joint	1		
41	910400500006		Spring Washer	2		
42	910200200097		Screw	3		

**06 Hydraulic Unit (PSB15H Triple Mast, Standard Lift/ Proportional Lift)**

**(533546024006)**



1= Supply as package. 2= Supply with constraints. 3= Phasing-out supply. 4= Supply as assembly. 5= Check other tables.

## 06 Hydraulic Unit (PSB15H Triple Mast, Standard Lift/ Proportional Lift)

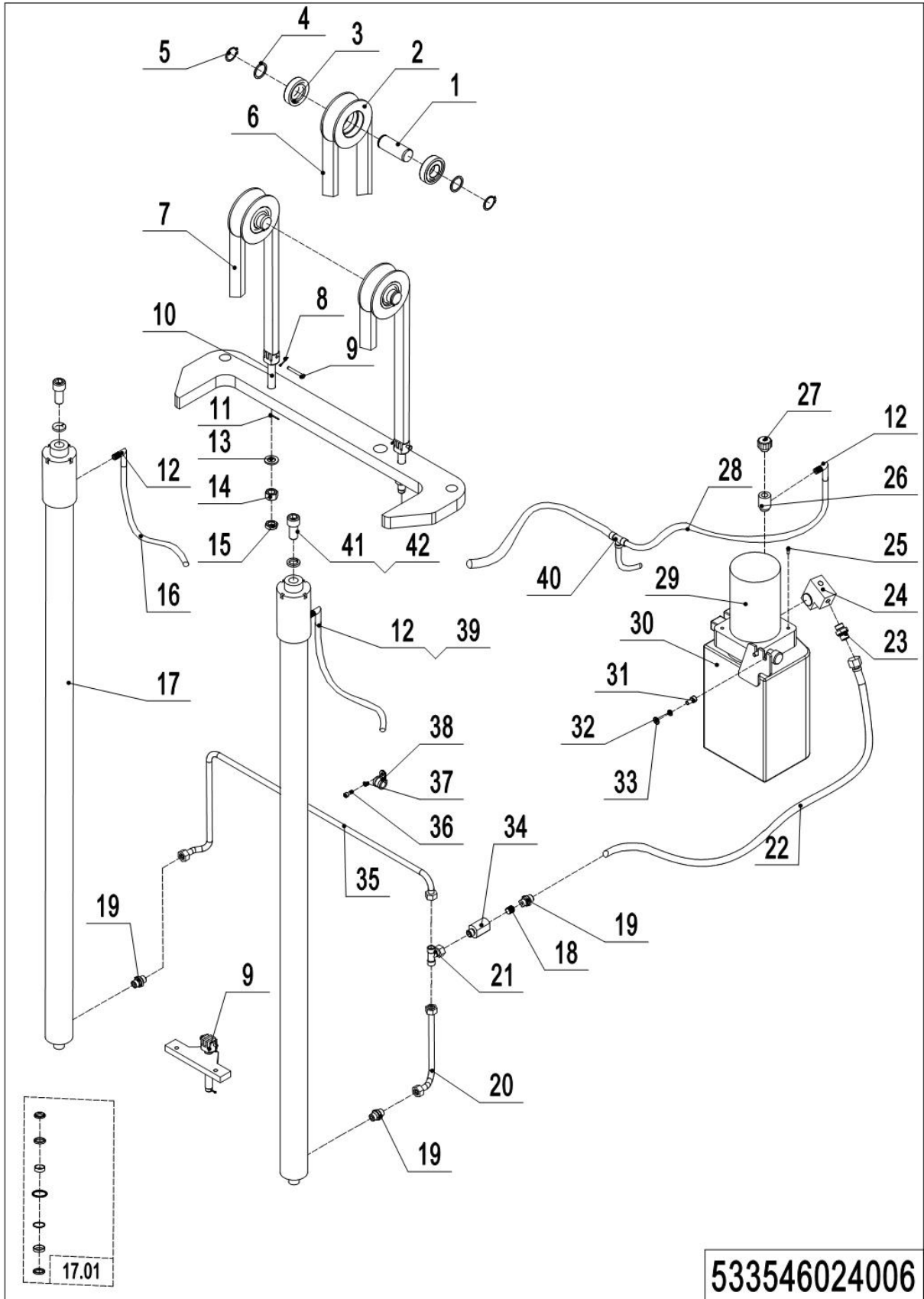
(533546024006)

No.	Item Code	Mark	Item Description	Qty.	Substitute	Note
1	533545020032		Axle	3		
2	940200400001		Sprocket	3		
3	910700200021		Bearing	6		
4	940600500008		Washer	6		
5	910401300016		Circlip	6		
6	533598510000		Chain	1		101
7	532644510065		Chain	2		97
8	910600600015		Cotter Pin	6		
9	910600700017		Pin	6		
10	532644520038		Chain Anchor	3		
11	910600600019		Cotter Pin	3		
12	950500100001		Joint	3		
13	910400100010		Flat Washer	3		
14	910300200008		Nut	3		
15	910300400006		Nut	3		
16	533545020045		Pipe	3		
17	533545010000		Cylinder	2		
17.01	533598510002		Seal Kit	1		
18	950600300001		Safety Valve	1		
19	950400400003		Joint	3		
20	533545020026		Steel Tube	1		
21	950400900002		Joint	1		
22	533524020001		Hose	1		
23	950400300007		Joint	1		
24	950600500001		Valve Plate	1		
25	910200200040		Screw	4		
26	532624020015		Adapter	1		
27	951100200001		Screw Plug	1		
28	533598520028		Pipe	1		
29	950900100046		Pump Unit	1		

1= Supply as package. 2= Supply with constraints. 3= Phasing-out supply. 4= Supply as assembly. 5= Check other tables.

**06 Hydraulic Unit (PSB15H Triple Mast, Standard Lift/ Proportional Lift)**

**(533546024006) Continuation**

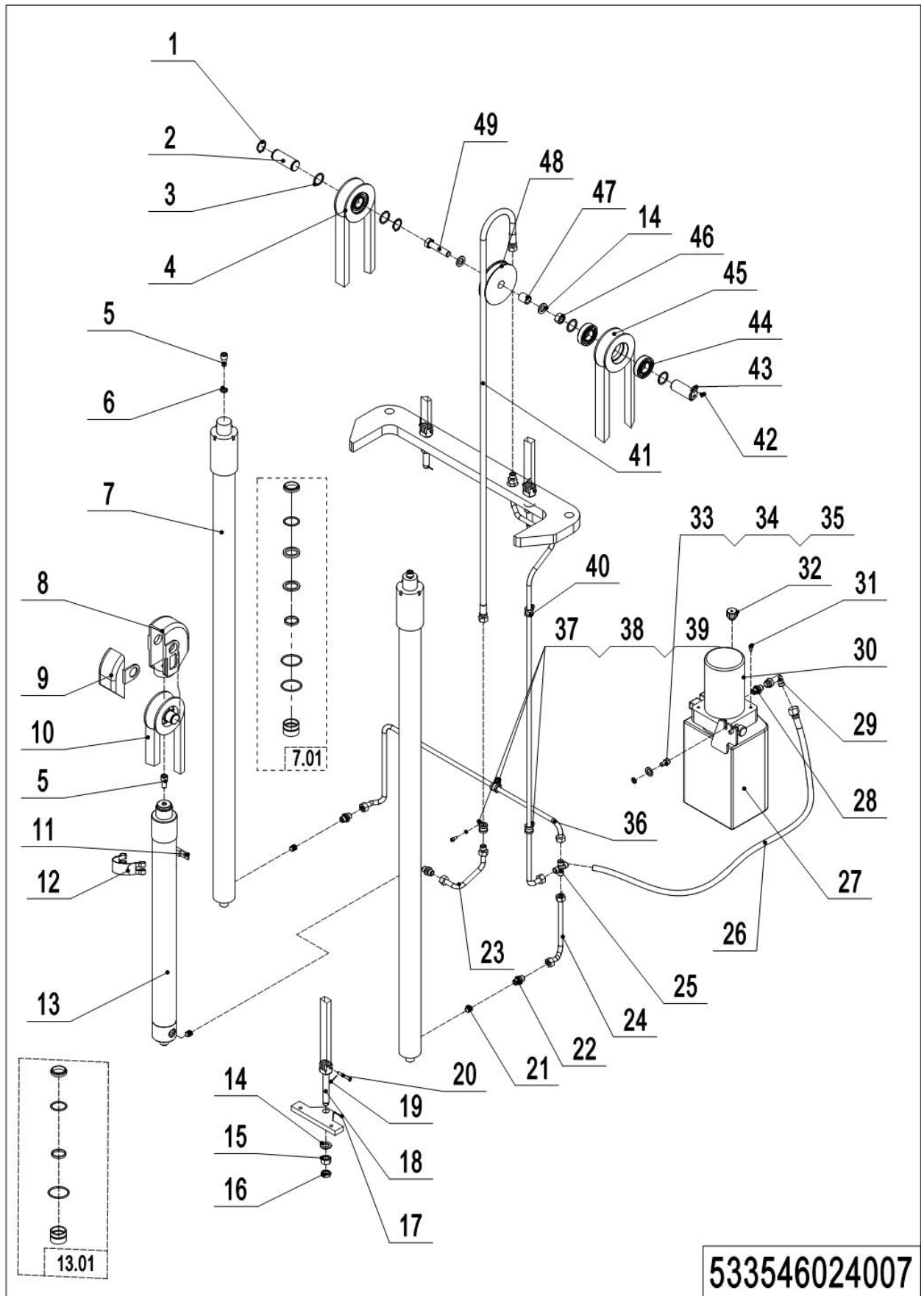


1= Supply as package. 2= Supply with constraints. 3= Phasing-out supply. 4= Supply as assembly. 5= Check other tables.

06 Hydraulic Unit (PSB15H Triple Mast, Standard Lift/ Proportional Lift)  
(533546024006) Continuation

No.	Item Code	Mark	Item Description	Qty.	Substitute	Note
30	533524010000		Tank	1		
31	910200200055		Screw	2		
32	910400500006		Spring Washer	2		
33	910400100006		Flat Washer	2		
34	533545020033		Adapter	1		
35	533545020025		Steel Tube	1		
36	910400500005		Spring Washer	1		
37	910200200033		Screw	1		
38	951000100002		Hose Clamp	1		
39	533545020046		Pipe	1		
40	950500200001		Joint	1		
41	910400500008		Spring Washer	2		
42	910200200097		Screw	3		

**07 Hydraulic Unit (PSB15Z Triple Mast, FFL) (533546024007)**



1= Supply as package. 2= Supply with constraints. 3= Phasing-out supply. 4= Supply as assembly. 5= Check other tables.

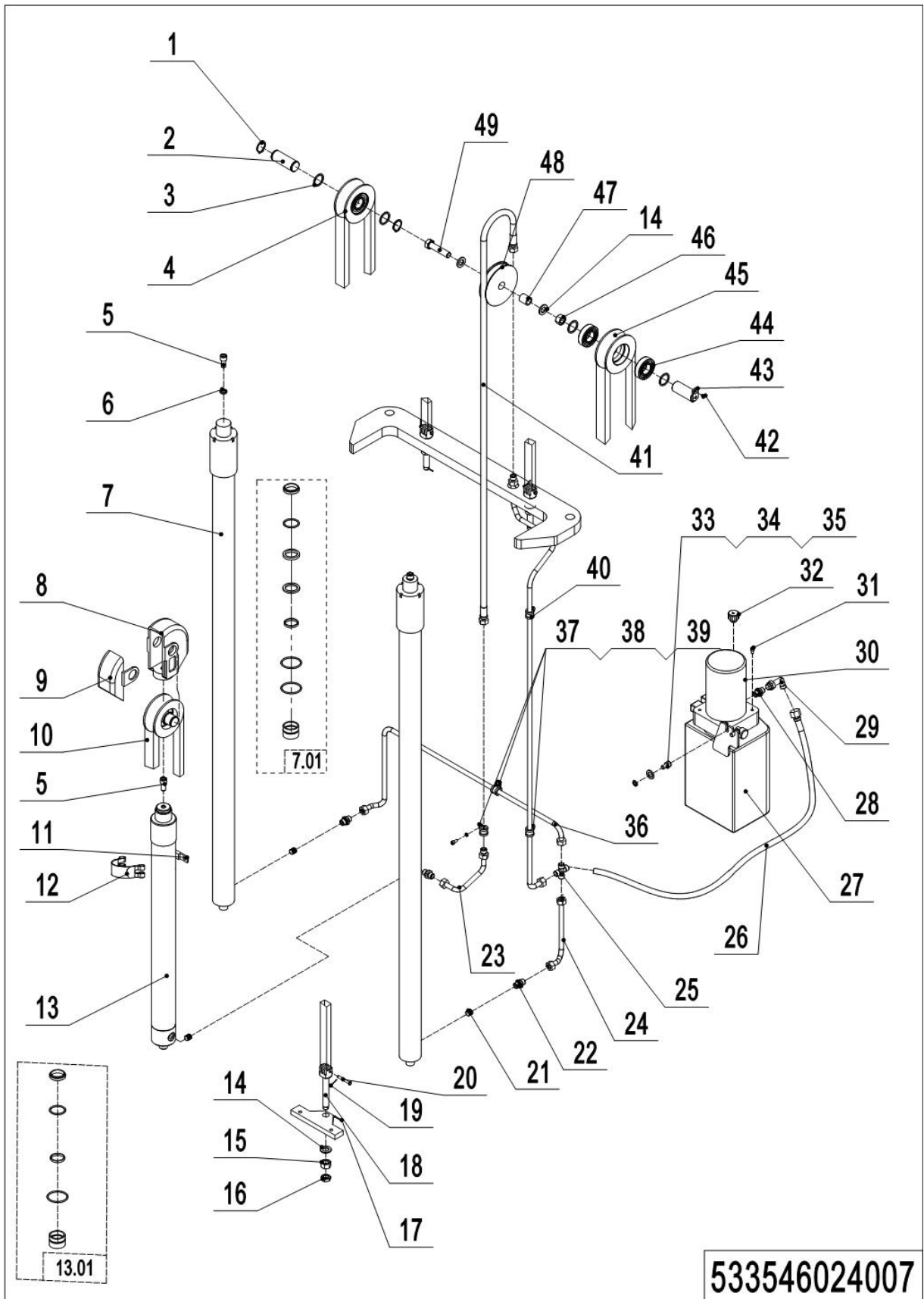
## 07 Hydraulic Unit (PSB15Z Triple Mast, FFL) (533546024007)

No.	Item Code	Mark	Item Description	Qty.	Substitute	Note
1	910401300016		Circlip	4		
2	532644520037		Axle	1		
3	940600500008		Washer	6		
4	940200400001		Sprocket	3		
5	910200200097		Screw	3		
6	910400500008		Spring Washer	2		
7	533544510000		Cylinder	2		
7.01	533598510003		Seal Kit	1		
8	532644520035		Yoke	1		
9	532644520036		Side Cover	1		
10	534744510026		Chain	1		
11	533598520007		Subplate	1		
12	940800600001		Hoop	1		
13	533544510001		Cylinder	1		
13.01	533598520042		Seal Kit	1		
14	910400100010		Flat Washer	5		
15	910300200008		Nut	3		
16	910300400006		Nut	3		
17	910600600019		Cotter Pin	3		
18	532644520038		Chain Anchor	3		
19	910600600015		Cotter Pin	6		
20	910600700017		Axle	6		
21	950600300001		Safety Valve	3		
22	950400400003		Joint	3		
23	533544520006		Steel Tube	1		
24	533545020026		Steel Tube	1		
25	950400800001		Joint	1		
26	533524020001		Hose	1		
27	533524010001		Tank	1		
28	950400300007		Joint	1		

1= Supply as package. 2= Supply with constraints. 3= Phasing-out supply. 4= Supply as assembly. 5= Check other tables.

**07 Hydraulic Unit (PSB15Z Triple Mast, FFL) (533546024007)**

Continuation



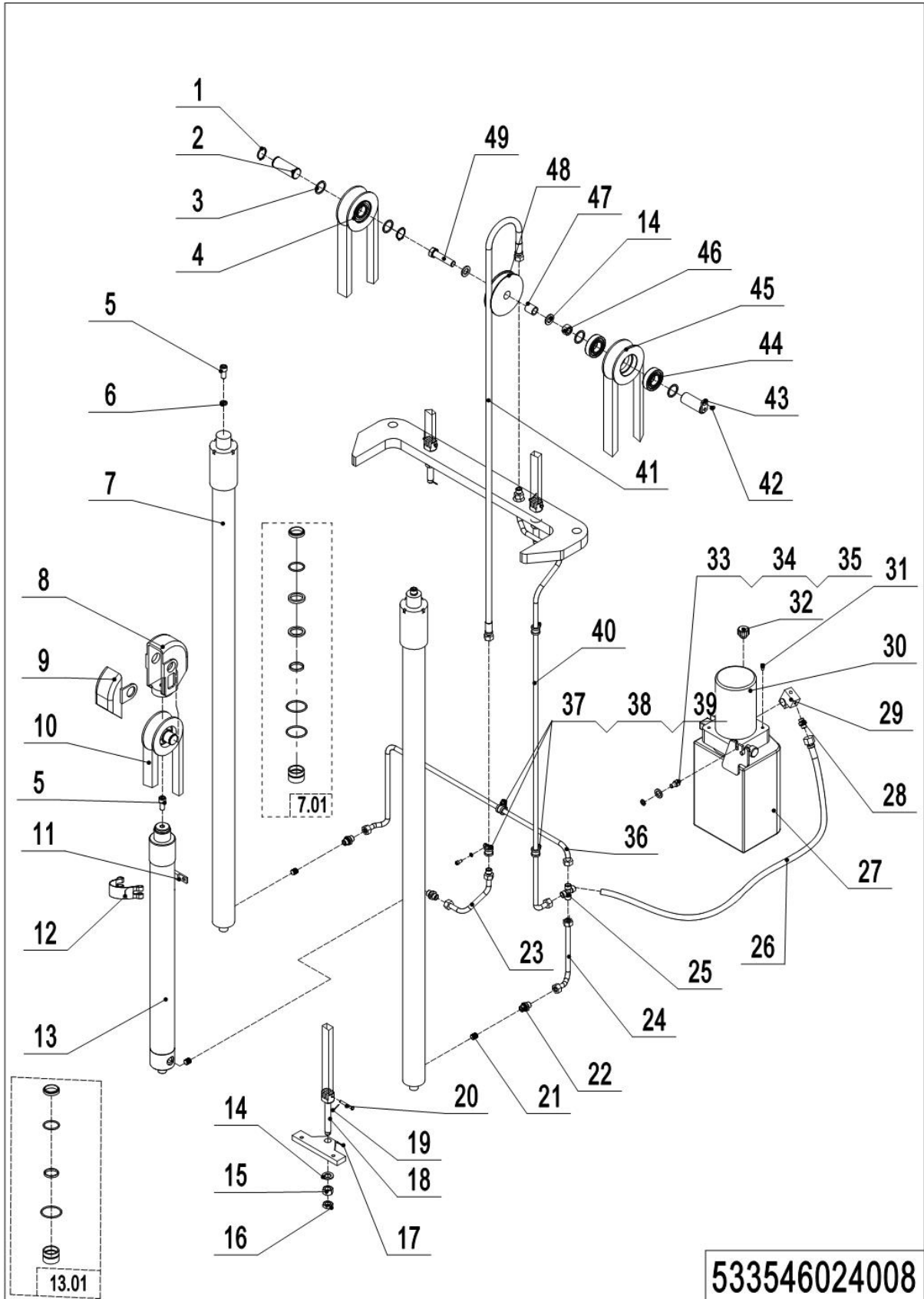
1= Supply as package. 2= Supply with constraints. 3= Phasing-out supply. 4= Supply as assembly. 5= Check other tables.

## 07 Hydraulic Unit (PSB15Z Triple Mast, FFL) (533546024007) Continuation

No.	Item Code	Mark	Item Description	Qty.	Substitute	Note
29	950400200003		Joint	1		
30	950900100087		Pump Unit	1		
31	910200200040		Screw	4		
32	951100200001		Screw Plug	1		
33	910200200055		Screw	2		
34	910400100006		Flat Washer	2		
35	910400500006		Spring Washer	2		
36	533545020025		Steel Tube	1		
37	951000100002		Hose Clamp	4		
38	910200200033		Screw	4		
39	910400500005		Spring Washer	6		
40	533544520007		Steel Tube	1		
41	533544520010		Hose	1		
42	910200400016		Screw	1		
43	533544510006		Pin	1		
44	910700200021		Bearing	6		
45	532644510065		Chain	2		
46	910300100010		Nut	1		
47	532644520028		Sleeve	1		
48	532644520032		Pulley	1		
49	910100100074		Bolt	1		

**08 Hydraulic Unit (PSB15H Triple Mast, FFL/ Proportional Lift)**

**(533546024008)**



1= Supply as package. 2= Supply with constraints. 3= Phasing-out supply. 4= Supply as assembly. 5= Check other tables.

## 08 Hydraulic Unit (PSB15H Triple Mast, FFL/ Proportional Lift)

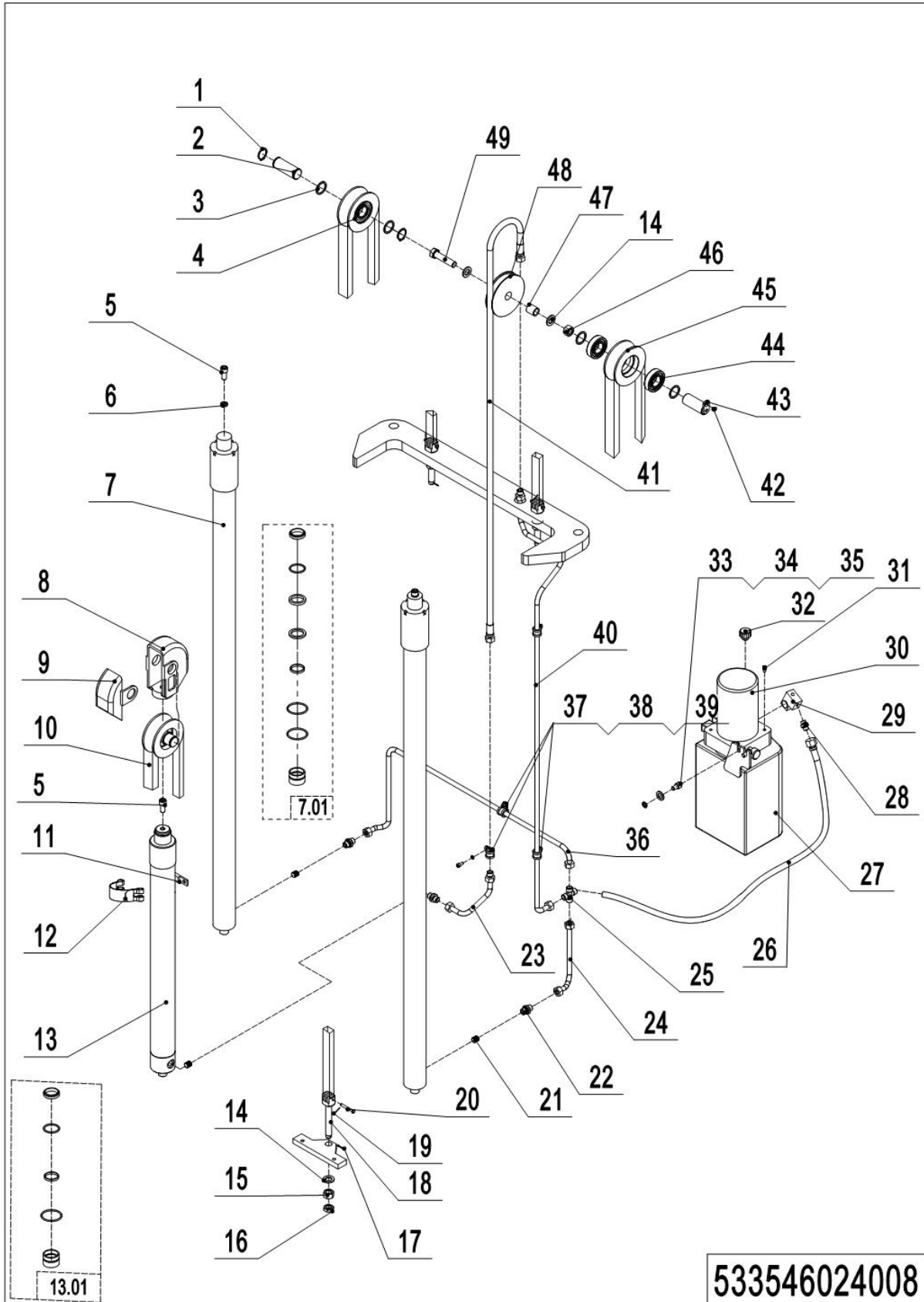
(533546024008)

No.	Item Code	Mark	Item Description	Qty.	Substitute	Note
1	910401300016		Circlip	4		
2	532644520037		Axle	1		
3	940600500008		Washer	6		
4	940200400001		Sprocket	3		
5	910200200097		Screw	3		
6	910400500008		Spring Washer	2		
7	533544510000		Cylinder	2		
7.01	533598510003		Seal Kit	1		
8	532644520035		Yoke	1		
9	532644520036		Side Cover	1		
10	534744510026		Chain	1		
11	533598520007		Subplate	1		
12	940800600001		Hoop	1		
13	533544510001		Cylinder	1		3400
13.01	533598520042		Seal Kit	1		
14	910400100010		Flat Washer	5		
15	910300200008		Nut	3		
16	910300400006		Nut	3		
17	910600600019		Cotter Pin	3		
18	532644520038		Chain Anchor	3		
19	910600600015		Cotter Pin	6		
20	910600700017		Pin	6		
21	950600300001		Safety Valve	3		
22	950400400003		Joint	3		
23	533544520006		Steel Tube	1		
24	533545020026		Steel Tube	1		
25	950400800001		Joint	1		
26	533524020001		Hose	1		
27	533524010001		Tank	1		
28	950400300007		Joint	1		

1= Supply as package. 2= Supply with constraints. 3= Phasing-out supply. 4= Supply as assembly. 5= Check other tables.

**08 Hydraulic Unit (PSB15H Triple Mast, FFL/ Proportional Lift)**

**(533546024008) Continuation**



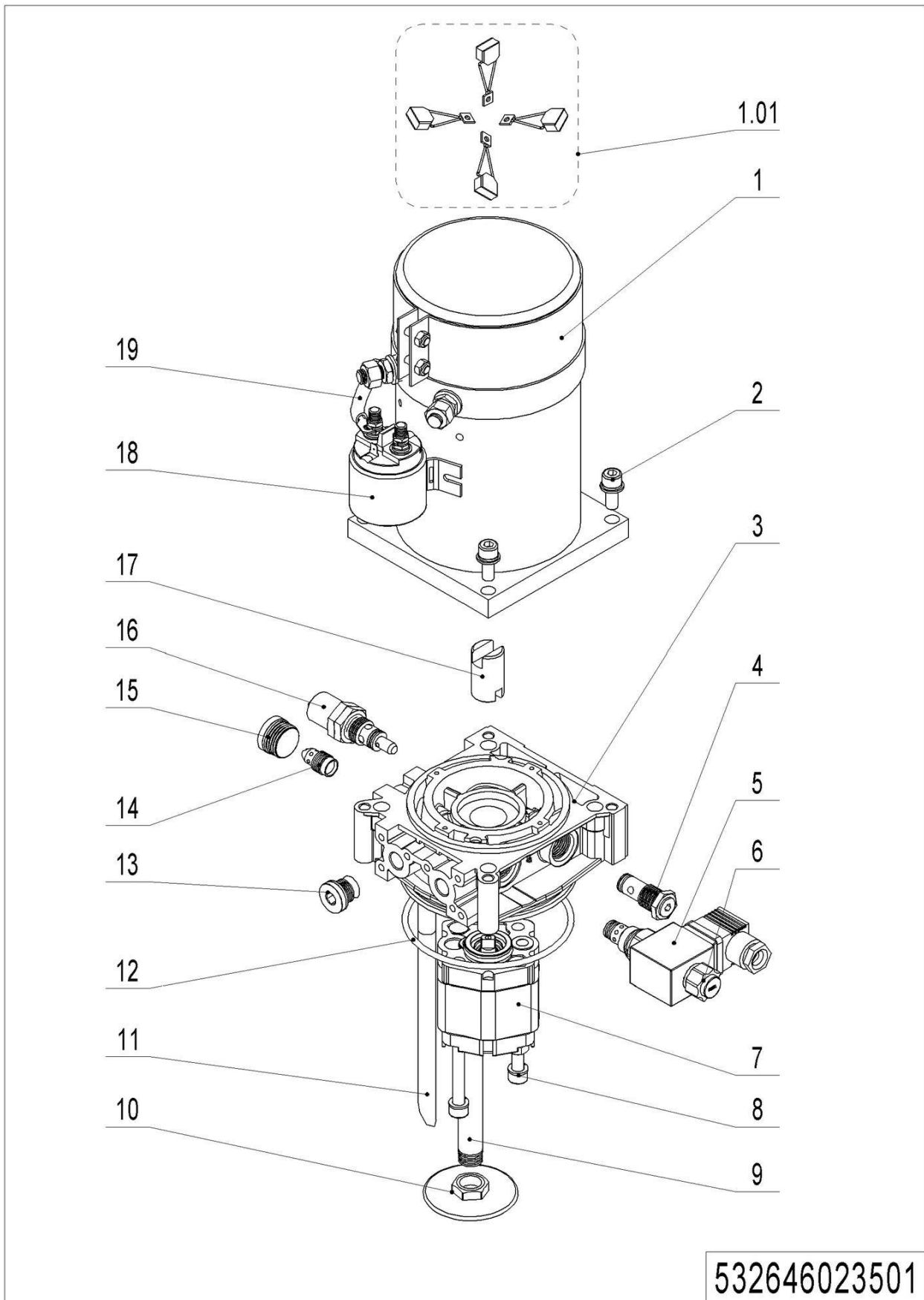
1= Supply as package. 2= Supply with constraints. 3= Phasing-out supply. 4= Supply as assembly. 5= Check other tables.

## 08 Hydraulic Unit (PSB15H Triple Mast, FFL/ Proportional Lift)

(533546024008) Continuation

No.	Item Code	Mark	Item Description	Qty.	Substitute	Note
29	950600500001		Valve Plate	1		
30	950900100087		Pump Unit	1		
31	940600500008		Washer	4		
32	951100200001		Screw Plug	1		
33	910200200055		Screw	2		
34	910400100006		Flat Washer	2		
35	910400500006		Spring Washer	2		
36	533545020025		Steel Tube	1		
37	951000100002		Hose Clamp	4		
38	910200200033		Screw	4		
39	910400500005		Spring Washer	6		
40	533544520007		Steel Tube	1		
41	533544520010		Hose	1		
42	910200400016		Screw	1		
43	533544510006		Pin	1		
44	910700200021		Bearing	6		
45	532644510065		Chain	2		
46	910300100010		Nut	1		
47	532644520028		Sleeve	1		
48	532644520032		Pulley	1		
49	910100100074		Bolt	1		

### 09 Pump Unit (3.0KW,2.5cc)(532646023501)

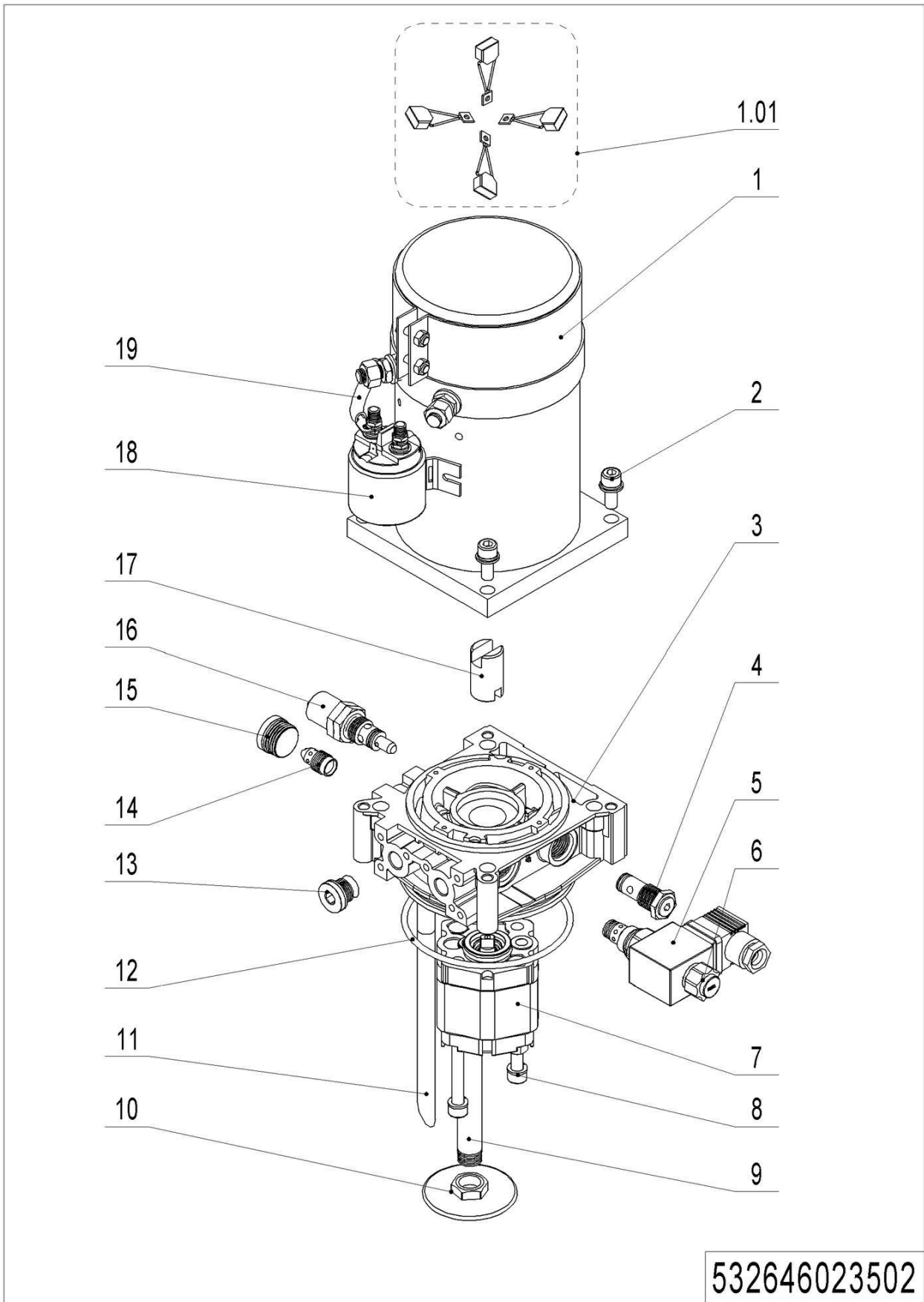


1= Supply as package. 2= Supply with constraints. 3= Phasing-out supply. 4= Supply as assembly. 5= Check other tables.

## 09 Pump Unit (3.0KW,2.5cc)(532646023501)

No.	Item Code	Mark	Item Description	Qty.	Substitute	Note
--	532698510012		Pump Unite	1		
1	532698510013		Motor	1		
1.01	532698510029		Carbon Brush	1		
2	532698520053		Screw	4		
3	532698520055		Valve Block	1		
4	532698510016		Check Valve	1		
5	532698510014		Coil	1		
6	532698510015		Magnetic Valve	1		
7	532698510017		Gear Pump	1		
8	532698520057		Screw	2		
9	532698520058		Oil Tube	1		
10	532698520059		Filter	1		
11	532698520060		Pipe	1		
12	532698520056		O-Ring	1		
13	532698520062		End Cap	1		
14	532698510019		Valve	1		
15	532698520061		End Cap	1		
16	532698510018		Overflow Valve	1		
17	532698520054		Coupling	1		
18	532698510020		Switch	1		
19	532698510021		Cables	1		

**10 Pump Unit (3.0KW, 3.3cc) (532646023502)**



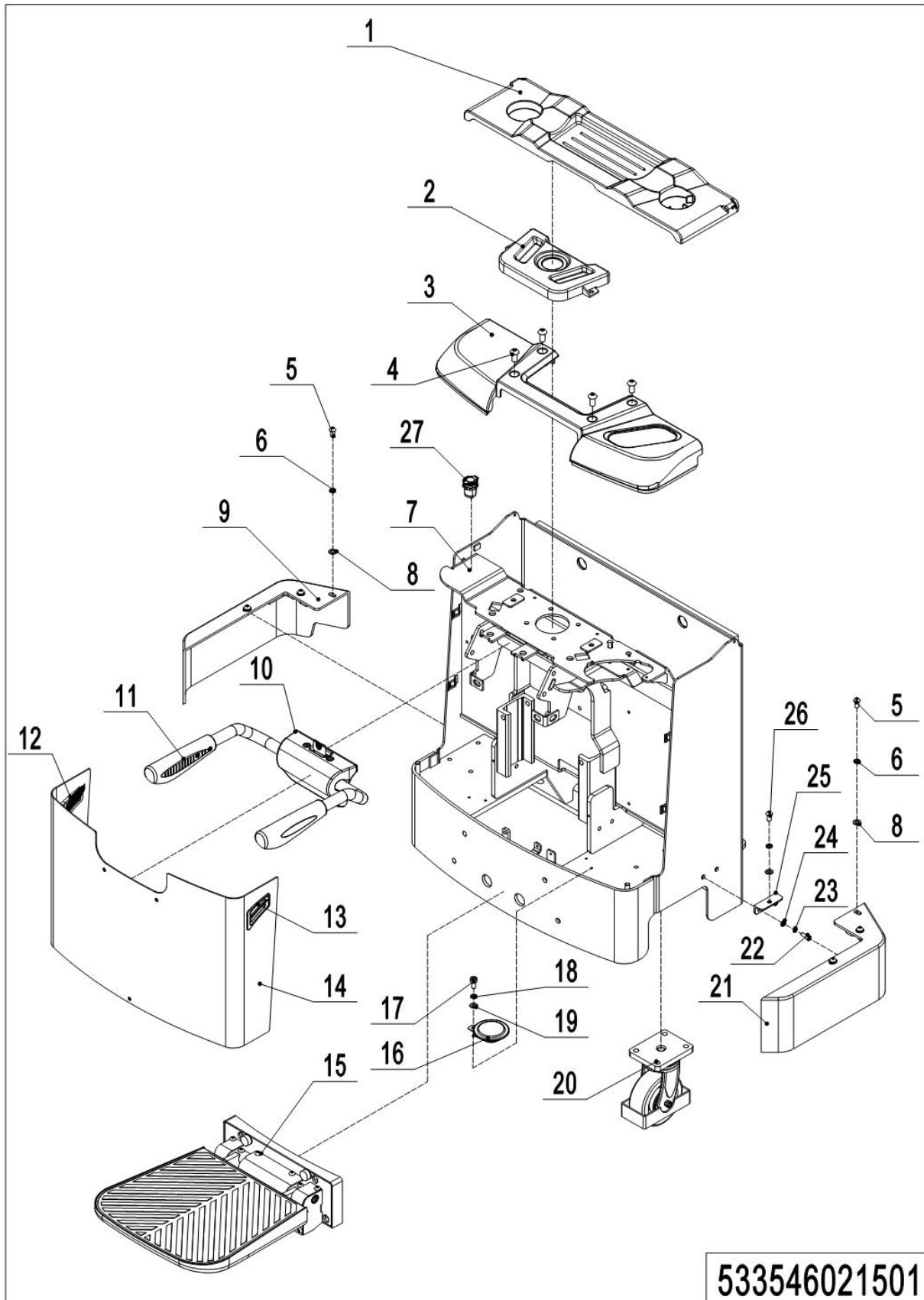
1= Supply as package. 2= Supply with constraints. 3= Phasing-out supply. 4= Supply as assembly. 5= Check other tables.

### 10 Pump Unit (3.0KW, 3.3cc) (532646023502)

No.	Item Code	Mark	Item Description	Qty.	Substitute	Note
--	950900100064		Pump Unit	1		
1	532698510013		Motor	1		
1.01	532698510029		Carbon Brush	1		
2	532698520053		Screw	4		
3	532698520055		Valve Block	1		
4	532698510016		Check Valve	1		
5	532698510014		Coil	1		
6	532698510015		Magnetic Valve	1		
7	532698510022		Gear Pump	1		
8	532698520066		Screw	2		
9	532698520058		Oil Tube	1		
10	532698520059		Filter	1		
11	532698520060		Pipe	1		
12	532698520056		O-Ring	1		
13	532698520062		End Cap	1		
14	532698510023		Valve	1		
15	532698520061		End Cap	1		
16	532698510018		Overflow Valve	1		
17	532698520054		Coupling	1		
18	532698510020		Switch	1		
19	532698510021		Cables	1		

## Chapter 3: Truck Frame

### 01 Chassis (533546021501)



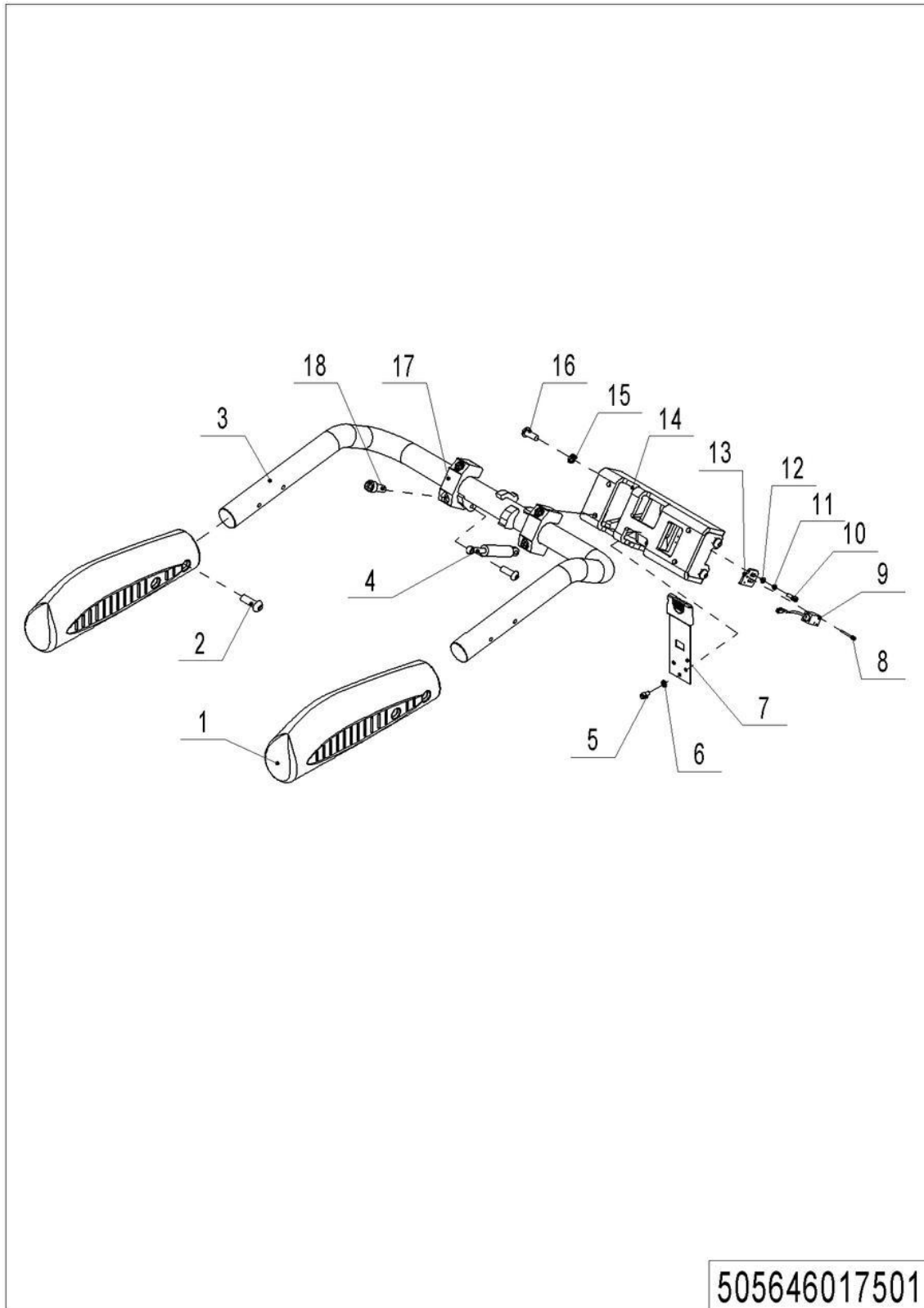
533546021501

1= Supply as package. 2= Supply with constraints. 3= Phasing-out supply. 4= Supply as assembly. 5= Check other tables.

## 01 Chassis (533546021501)

No.	Item Code	Mark	Item Description	Qty.	Substitute	Note
1	533221010000	2	Cell Cover	1		
2	533221520035	2	Protective Cover	1		
3	533221520034	2	Protective Cover	1		
3	533221520046	2	Protective Cover	1		Li battery
4	941100100004	1	Screw	8		
5	910200300028	1	Screw	2		
6	910400500007	1	Spring Washer	4		
7	533221510000	2	Chassis	1		
7	533221510002	2	Chassis	1		Li battery
8	910400100007	1	Flat Washer	4		
9	533263010000	2	Wheel Casing	1		PS B15D/ PS B15F
9	533563010000	2	Wheel Casing	1		PS B15H/ PS B15Z
10	505621520025	2	Protective Cover	1		
11	505698510012		Protective Arm Assembly	1		
12	505621510004	2	Vent Kit	1		
13	505621510003	2	Vent Kit	1		
14	533221510001		Apron	1		
15	505698510013		Footboard Kit	1		
16	920500100001		Horn	1		
17	910200200033	1	Screw	1		
18	910400500005	1	Spring Washer	1		
19	910400100005	1	Flat Washer	1		
20	533298510005		Caster Assembly	2		
21	533263010001	2	Wheel Casing	1		PS B15D/ PS B15F
21	533563010001	2	Wheel Casing	1		PS B15H/ PS B15Z
22	910200200057	1	Screw	4		
23	910400500006	1	Spring Washer	4		
24	910400100006	1	Flat Washer	4		
25	533263020003		Bracket	2		
26	910200300028	1	Screw	4		
27	206033010036	1	USB	1		Li battery

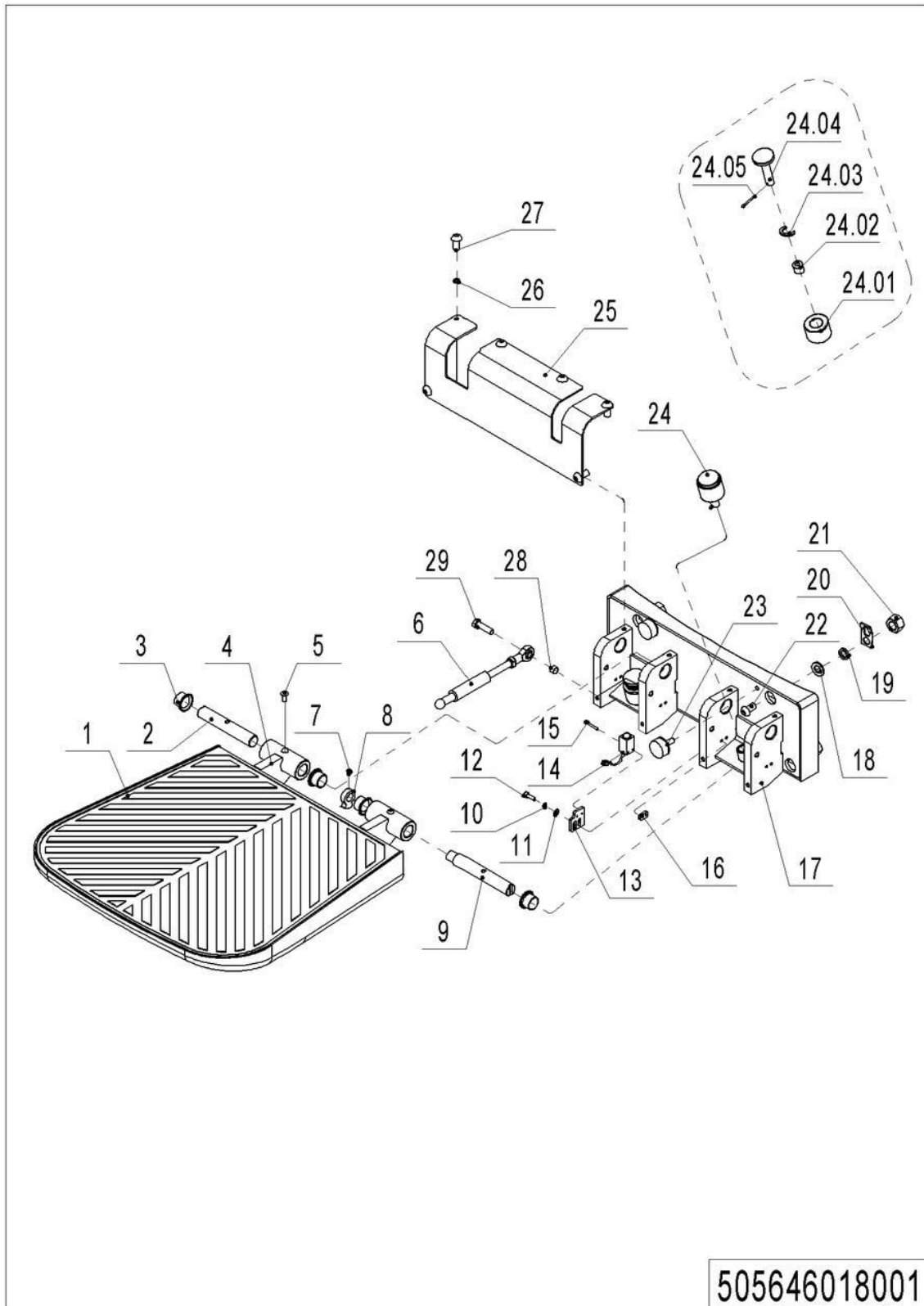
1= Supply as package. 2= Supply with constraints. 3= Phasing-out supply. 4= Supply as assembly. 5= Check other tables.

**02 Guard Arm (505646017501)**

505646017501

## 02 Guard Arm (505646017501)

No.	Item Code	Mark	Item Description	Qty.	Substitute	Note
1	505617510002		Guard Arm Sleeve	1		
2	910200300025	1	Screw	5		
3	505617510001		Guard Arm	1		
4	940400100006		Air Spring	1		
5	910200300017	1	Screw	3		
6	910400500005	1	Spring Washer	3		
7	505617510005		Leaf Spring	1		
8	910200500015	1	Screw	2		
9	505633510001	2	Proximity Switch	1		
10	910400500004	1	Spring Washer	2		
11	910400100004	1	Flat Washer	2		
12	910200200023	1	Screw	2		
13	505617520001		Close Plate	1		
14	505617510000		Base	1		
15	910400500007	1	Spring Washer	4		
16	910100300036	1	Bolt	4		
17	505617520005		Fixing Base	2		
18	910200200080	1	Screw	4		
--	505698510012		Protective Arm Assembly	1		

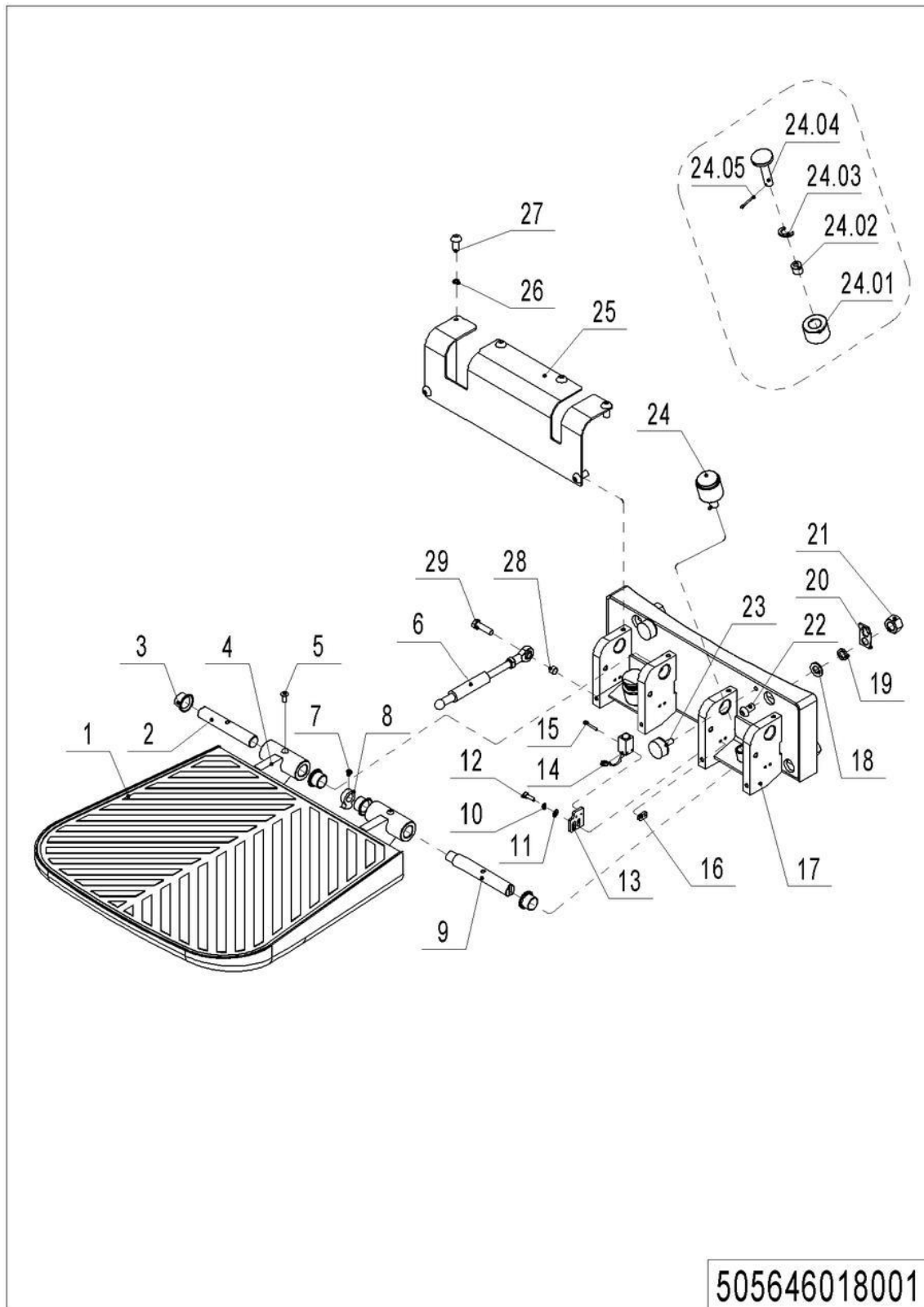
**03 Platform (505646018001)**

1= Supply as package. 2= Supply with constraints. 3= Phasing-out supply. 4= Supply as assembly. 5= Check other tables.

## 03 Platform (50564601801)

No.	Item Code	Mark	Item Description	Qty.	Substitute	Note
1	505618020018		Rubber Mat	1		
2	505618020020		Axle	1		
3	940500200008		Bushing	4		
4	505618010000		Platform	1		
5	910200300018	1	Screw	2		
6	940400100039		Air Spring	1		
7	910300400006		Nut	1		
8	505618020024		Cam	1		
9	505618020017		Pin	1		
10	910400500004	1	Spring Washer	2		
11	910400100004	1	Flat Washer	2		
12	910200200023	1	Screw	2		
13	505618020026		Mounting Plate	1		
14	910200500015	1	Screw	2		
15	505633510002	2	Proximity Switch	1		
16	505618020027		Mounting Plate	1		
17	505618010001		Mounting Base	1		
18	910400100008	1	Flat Washer	4		
19	910400500008	1	Spring Washer	4		
20	505618020025		Pipe Clip	1		
21	910300500006	1	Nut	4		
22	910200200100	1	Screw	4		
23	505618020016		Crash Pad	2		
24	505698510002		Buffer Kits	2		
24.01	505618020029		Crash Pad	2		
24.02	505618020030		Sleeve	2		
24.03	505618020032		Pad	2		
24.04	505618020021		Pin	2		
24.05	910600600026	1	Cotter Pin	2		
25	505618020019		Protective Cover	1		

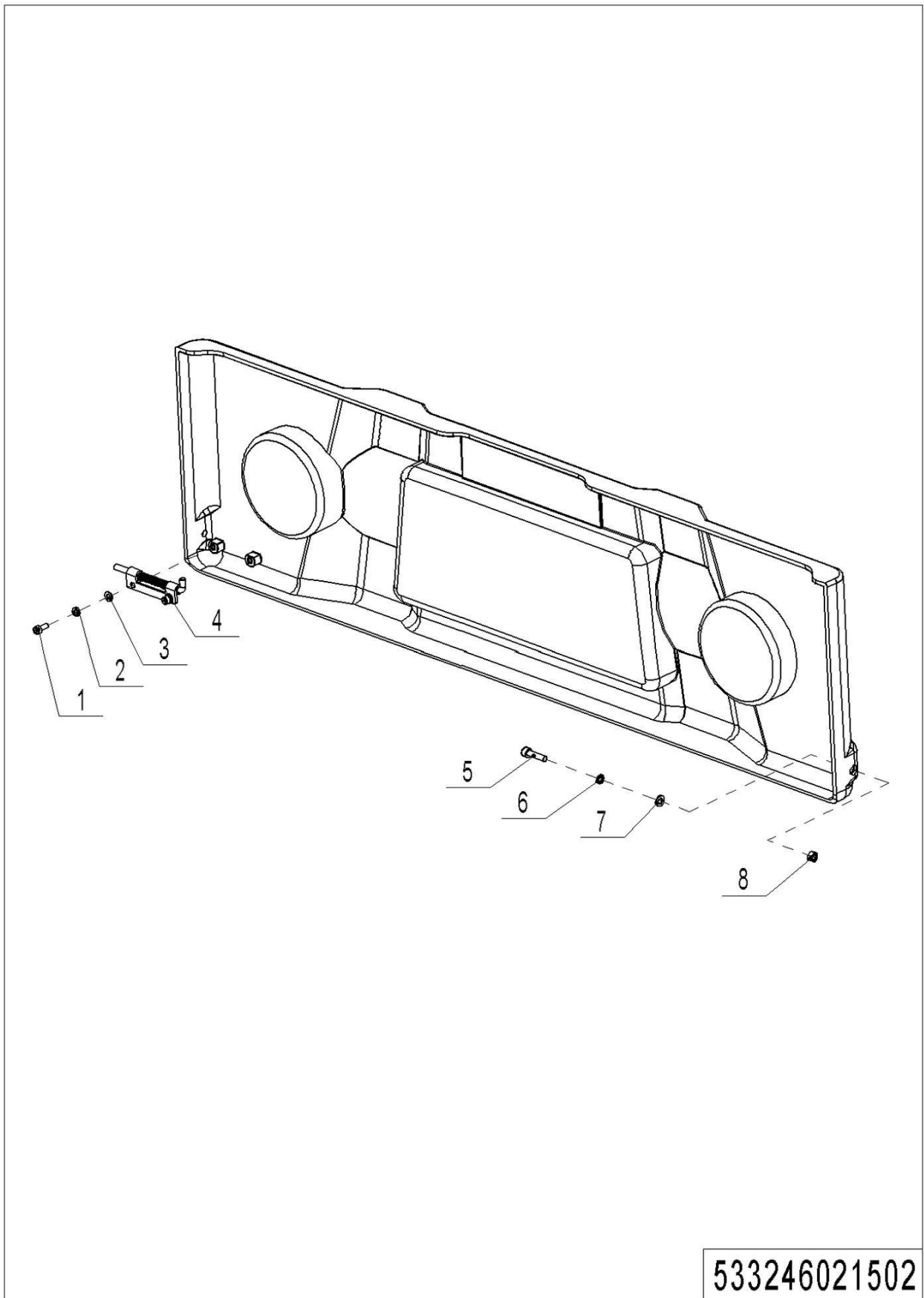
1= Supply as package. 2= Supply with constraints. 3= Phasing-out supply. 4= Supply as assembly. 5= Check other tables.

**03 Platform (505646018001) Continuation**

505646018001

## 03 Platform (505646018001) Continuation

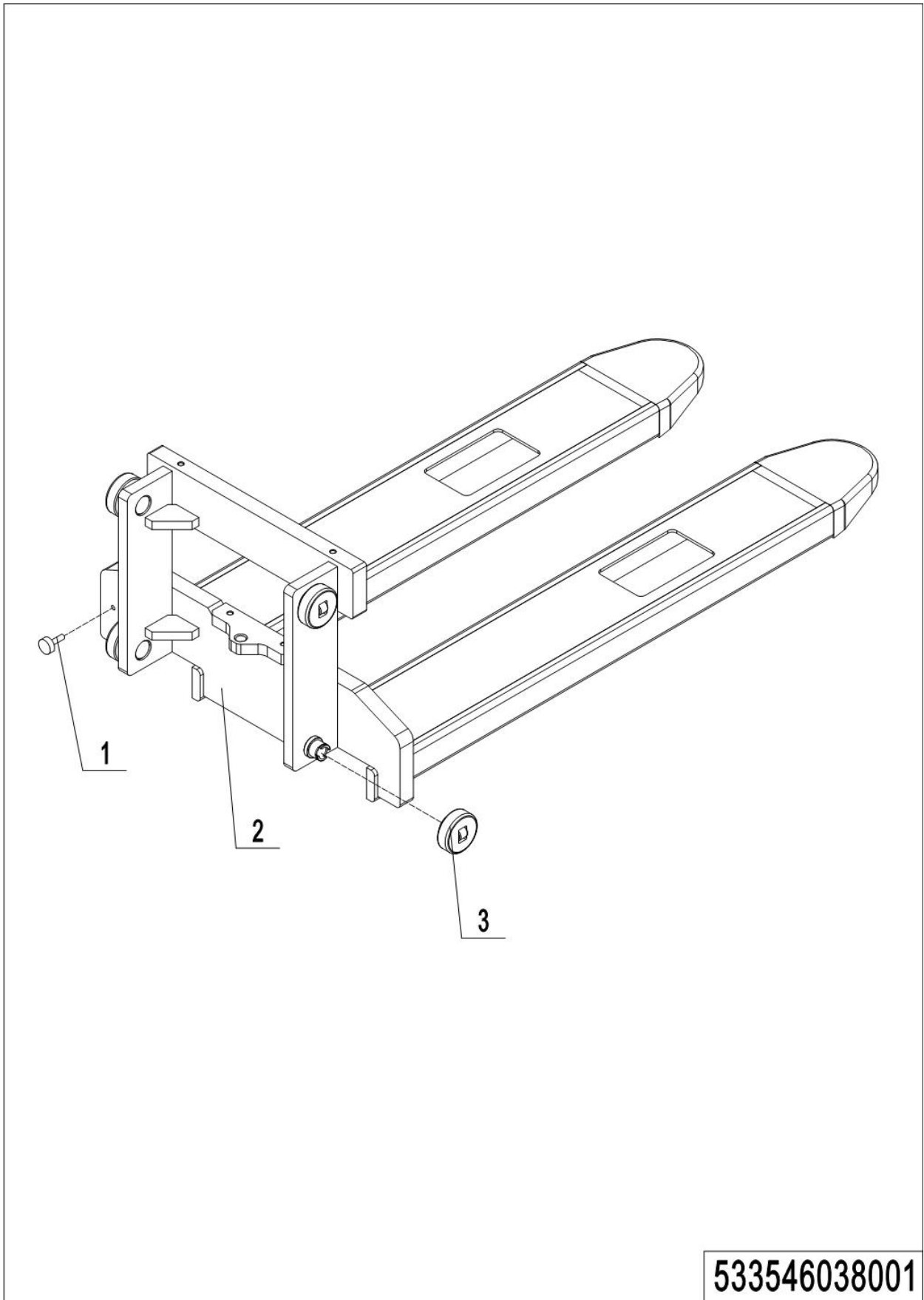
No.	Item Code	Mark	Item Description	Qty.	Substitute	Note
26	910400500005	1	Spring Washer	6		
27	910200300017	1	Screw	6		
28	505618020028		Spacer Bush	1		
29	910100300024	1	Bolt	1		
--	505698510013		Footboard Kit	1		

**04 Battery Cover, Top (533246021502)**

1= Supply as package. 2= Supply with constraints. 3= Phasing-out supply. 4= Supply as assembly. 5= Check other tables.

## 04 Battery Cover, Top (533246021502)

No.	Item Code	Mark	Item Description	Qty.	Substitute	Note
1	910200200013	1	Screw	2		
2	910400500003	1	Spring Washer	2		
3	910400100003	1	Flat Washer	2		
4	940800900001		Lock Pin	1		
5	910200200024	1	Screw	1		
6	910400500004	1	Spring Washer	1		
7	910400100004	1	Flat Washer	1		
8	910300100004	1	Nut	1		

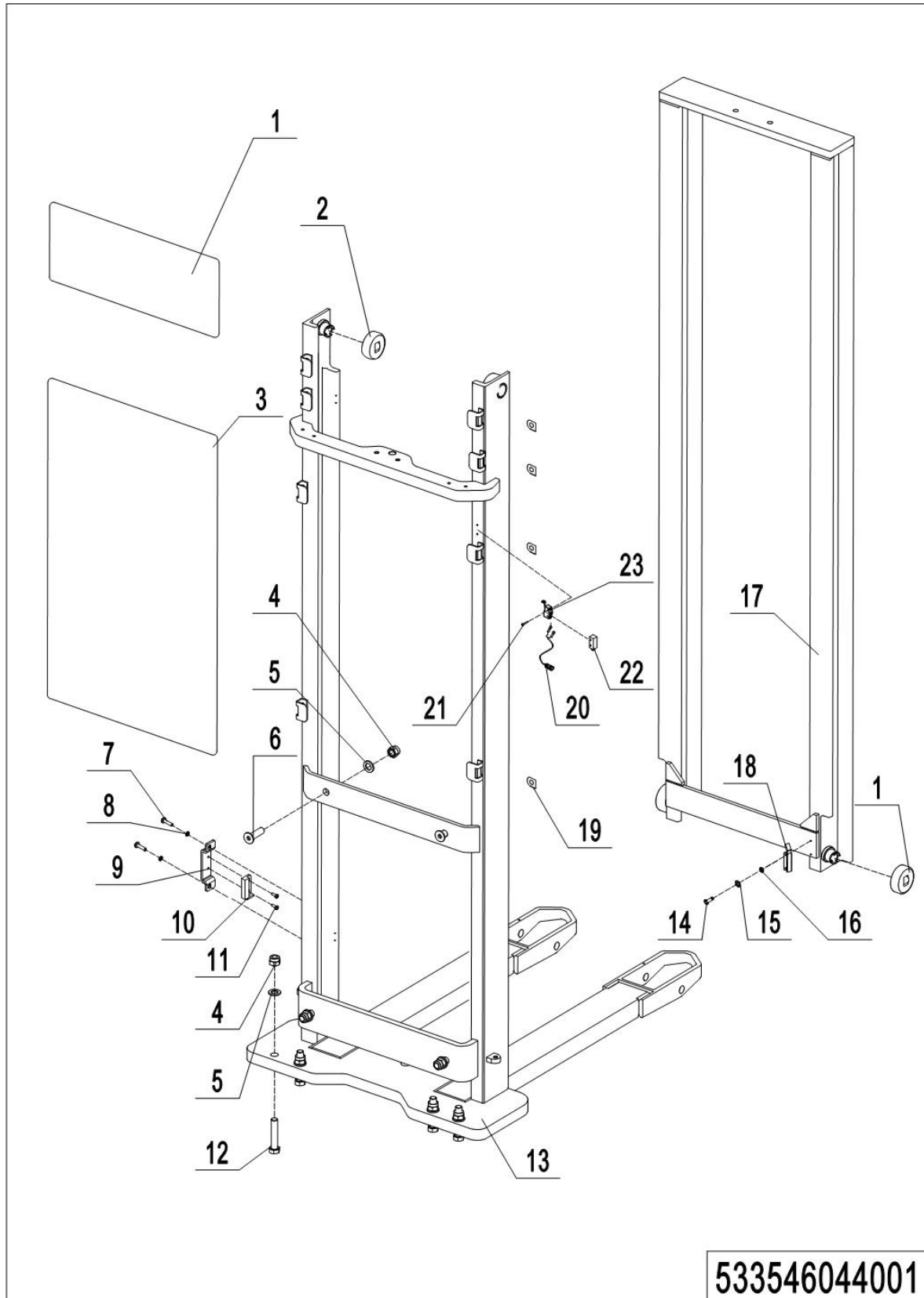
**05 Fork Carriage (533546038001)****533546038001**

## 05 Fork Carriage (533546038001)

No.	Item Code	Mark	Item Description	Qty.	Substitute	Note
1	533538010000		Fork(570x1150)	1		PS B15D / PS B15F, Two-stage mast
1	533538010001		Fork(685x1150)	1		PS B15D / PS B15F, Two-stage mast
1	533538010002		Fork(570x1150)	1		PS B15H / PS B15Z, Triple mast
1	533538010003		Fork(685x1150)	1		PS B15H / PS B15Z, Triple mast
2	940600100001	2	Magnetic Steel	1		
3	940200300005		Compound Roller	4		

## Chapter 4 : Mast

### 01 Double Mast (PSB15D Double Mast, Standard Lift)(533546044001)

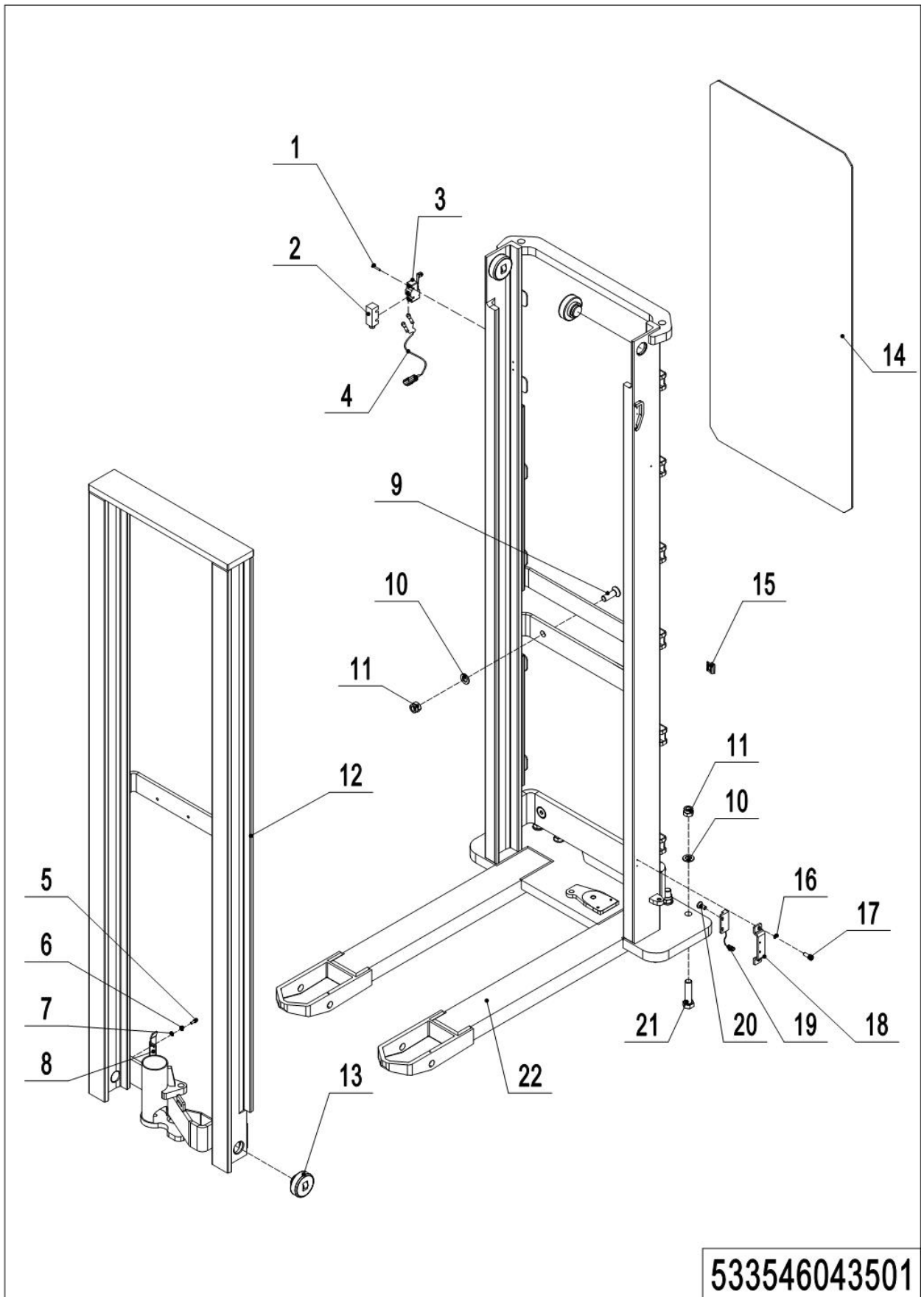


1= Supply as package. 2= Supply with constraints. 3= Phasing-out supply. 4= Supply as assembly. 5= Check other tables.

## 01 Double Mast (PSB15D Double Mast, Standard Lift) (533546044001)

No.	Item Code	Mark	Item Description	Qty.	Substitute	Note
1	533544020005		Guard Plate	1		
2	940200300004		Compound Roller	4		
3	533544020004		Guard Plate	1		2900
4	910300500008		Nut	8		
5	910400100010		Flat Washer	8		
6	941100300002		Screw	4		
7	910200200033		Screw	2		
8	910400500005		Spring Washer	2		
9	533244010004		Protective Cover	4		
10	532633510000		Switch	2		
11	910200300002		Screw	4		
12	910200200128		Screw	4		
13	533544010000		Outer Mast(2900,570x1150)	1		2900;570×1150
13	533544010002		Outer Mast(2900,685x1150)	1		2900;685×1150
14	910200200014		Screw	2		
15	910400500003		Spring Washer	2		
16	910400100003		Flat Washer	2		
17	532644010034		Inner Mast(2900)	1		2900
18	532644020093		Stop Block	1		
19	940400300001		Spring Buckle	8		
20	533233010001		Wire Harness	1		
21	910200400006		Screw	2		
22	920200300001		Microswitch	1		
23	920200300008		Protective Cover	1		

## 02 Double Mast (PSB15F Double Mast, FFL)(533546043501)

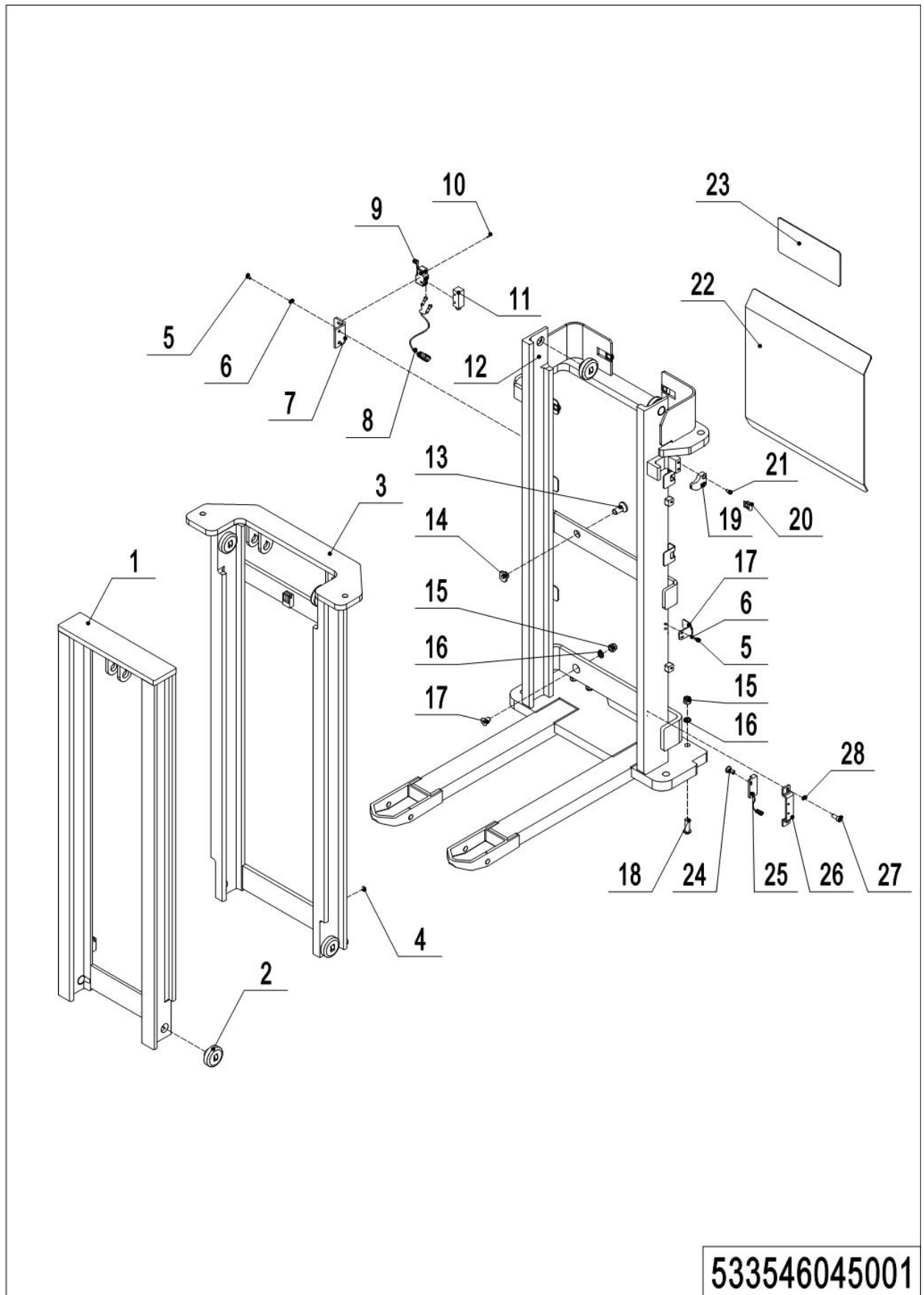


1= Supply as package. 2= Supply with constraints. 3= Phasing-out supply. 4= Supply as assembly. 5= Check other tables.

## 02 Double Mast (PSB15F Double Mast, FFL)(533546043501)

No.	Item Code	Mark	Item Description	Qty.	Substitute	Note
1	910200400006	1	Screw	2		
2	920200300001		Microswitch	1		
3	920200300008		Protective Cover	1		
4	533233010001		Wire Harness	1		
5	910200200015		Screw	2		
6	910400500003		Spring Washer	2		
7	910400100003		Flat Washer	2		
8	533244020018		Stop Plate	1		
9	941100300002		Screw	4		
10	910400100010		Flat Washer	8		
11	910300500008		Nut	8		
12	532643510051		Inner Mast(2900)	1		2900
13	940200300004		Compound Roller	1		
14	533543520000		Guard Plate	1		
15	940400300001		Spring Buckle	6		
16	910400500005		Spring Washer	2		
17	910200200033		Screw	2		
18	533244010004		Protective Cover	4		
19	532633510000		Switch	2		
20	910200300002		Screw	4		
21	910200200128		Screw	4		
22	533543510000		Outer Mast(2900,570x1150)	1		2900;570×1150
22	533543510001		Outer Mast(2900,685x1150)	1		2900;685×1150

### 03 Triple Mast (PSB15H/PSB15Z Triple Mast)(533546045001)



1= Supply as package. 2= Supply with constraints. 3= Phasing-out supply. 4= Supply as assembly. 5= Check other tables.

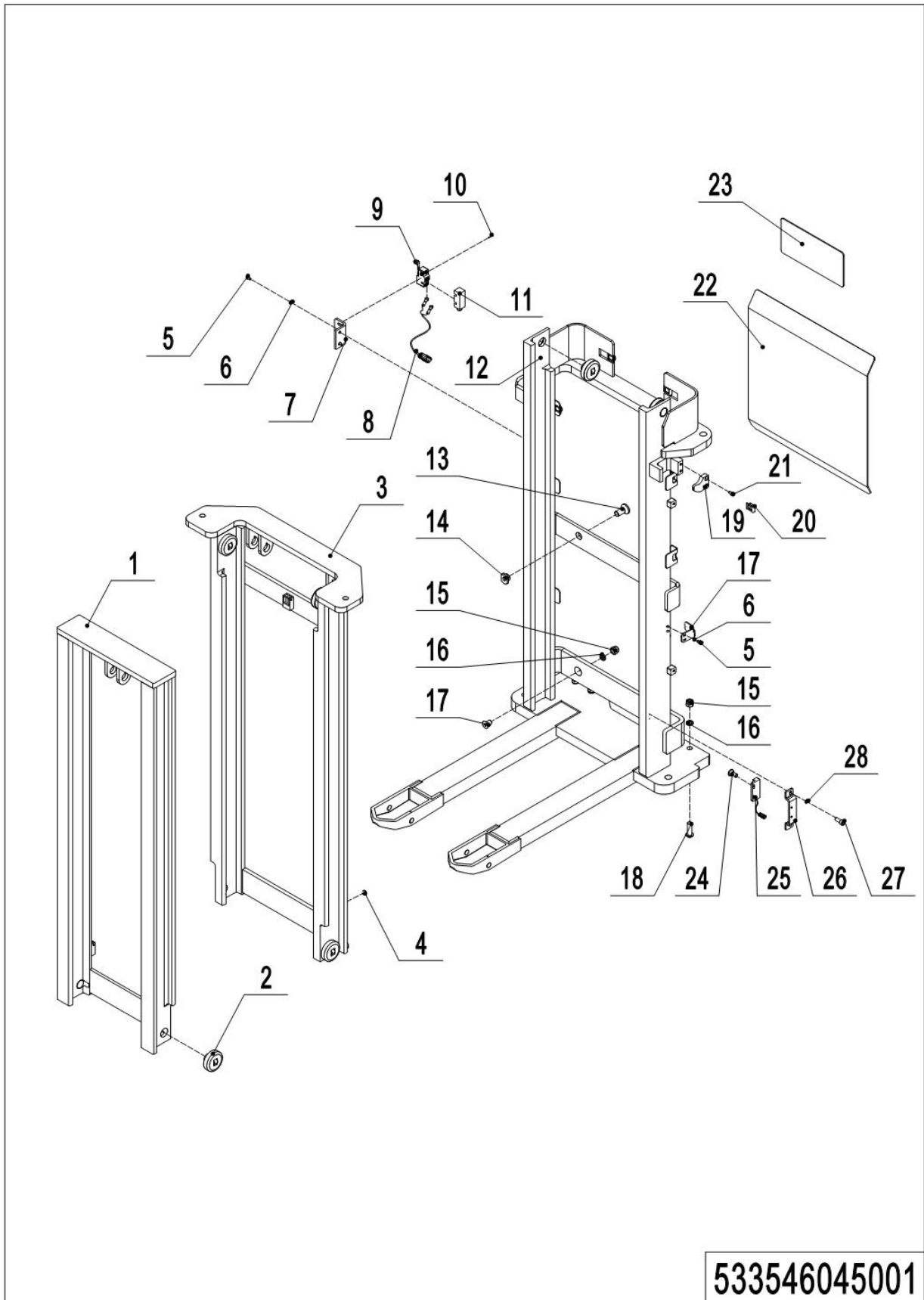
## 03 Triple Mast (PSB15H/PSB15Z Triple Mast)(533546045001)

No.	Item Code	Mark	Item Description	Qty.	Substitute	Note
1	533545010003		Inner Mast(3400)	1		PS B15H
1	533544510003		Inner Mast(3400)	1		PS B15H
2	940200300004		Compound Roller	8		
3	533545010002		Middle Mast(3400)	1		PS B15H
3	533544510015		Middle Mast(3400)	1		PS B15Z
4	910200200128		Screw	4		
5	910200200014		Screw	2		
6	910400500003		Spring Washer	2		
7	533545020031		Fixing Plate	1		
8	533233010001		Wire Harness	1		
9	920200300008		Protective Cover	1		
10	910200400006		Screw	2		
11	920200300001		Microswitch	1		
12	533545010001		Outer Mast(3400,570x1150)	1		PS B15H
12	533545010004		Outer Mast(3400,685x1150)	1		PS B15H
12	533544510002		Outer Mast(3400,570x1150)	1		PS B15Z
12	533544510007		Outer Mast(3400,685x1150)	1		PS B15Z
13	941100300003		Screw	2		
14	533545020035		Nut	2		
15	910400100010		Flat Washer	6		
16	910300500008		Nut	6		
17	941100300002		Screw	2		
18	533545020034		Bracket	1		
19	910200200014		Screw	2		
20	910200200057		Screw	4		
21	910200200076		Screw	2		
22	533545020029		Guard Plate	1		
23	533545020030		Guard Plate	1		
24	910200300002		Screw	4		
25	532633510000		Switch	2		

1= Supply as package. 2= Supply with constraints. 3= Phasing-out supply. 4= Supply as assembly. 5= Check other tables.

### 03 Triple Mast (PSB15H/PSB15Z Triple Mast)(533546045001)

#### Continuation



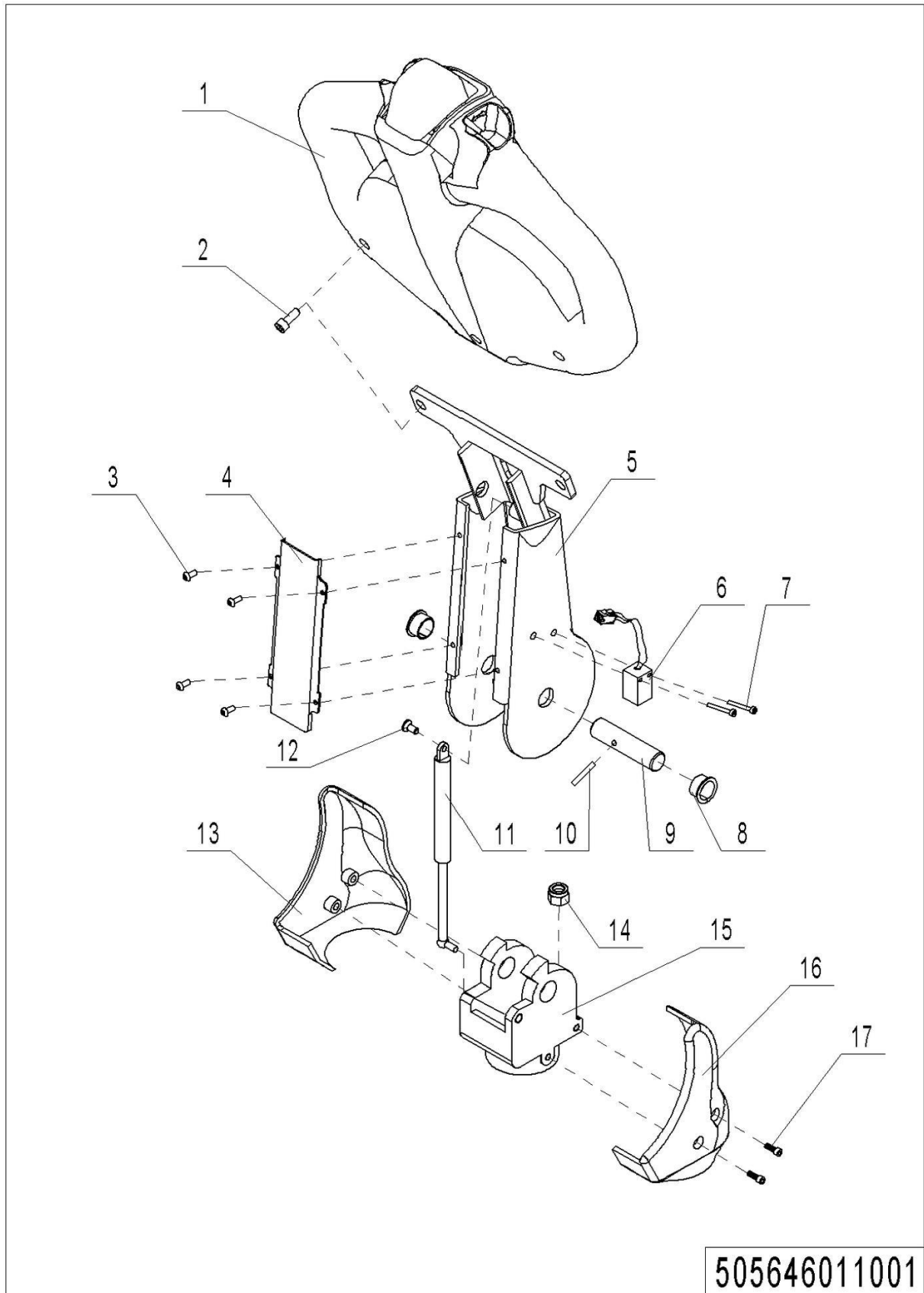
1= Supply as package. 2= Supply with constraints. 3= Phasing-out supply. 4= Supply as assembly. 5= Check other tables.

## 03 Triple Mast (PSB15H/PSB15Z Triple Mast)(533546045001) Continuation

No.	Item Code	Mark	Item Description	Qty.	Substitute	Note
26	533244010004		Protective Cover	4		
27	910200200033		Screw	2		
28	910400500005		Spring Washer	2		

## Chapter 5:Steering System, Braking System, Wheels

### 01 Tiller Unit (505646011001)

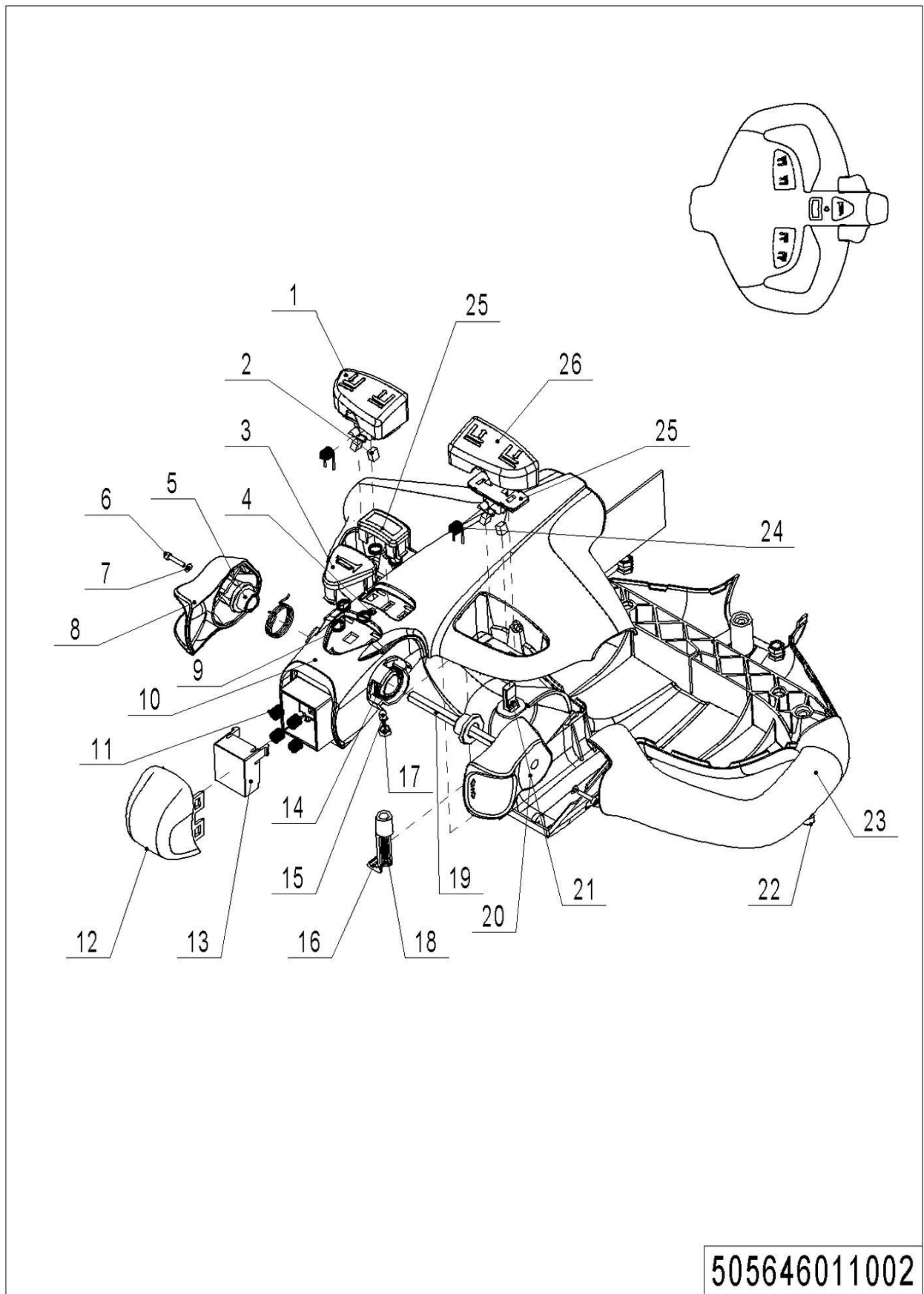


1= Supply as package. 2= Supply with constraints. 3= Phasing-out supply. 4= Supply as assembly. 5= Check other tables.

## 01 Tiller Unit (505646011001)

No.	Item Code	Mark	Item Description	Qty.	Substitute	Note
1	922100100001	2	Tiller	1		
2	910100300023	1	Bolt	2		
3	910200300005	1	Screw	4		
4	505611020006		Close Plate	1		
4	505611020013		Close Plate	1		
5	505611010000		Tiller	1		
5	505611010001		Tiller	1		
6	505633510000		Proximity Switch	1		
7	910200200005	1	Screw	2		
8	940500200002		Bushing	2		
9	505611020008		Axle	1		
10	910600400013	1	Spring Pin	1		
11	940400100002		Air Spring	1		400N
11	940400100003		Air Spring	1		450N(Long handle)
12	941100400001	1	Screw	1		
13	505611020010		Protective Cover	1		
14	910300500005	1	Nut	2		
15	505611020009		Bracket	1		
16	505611020011		Protective Cover	1		
17	910200300016	1	Screw	4		

## 02 Control Handle (505646011002)

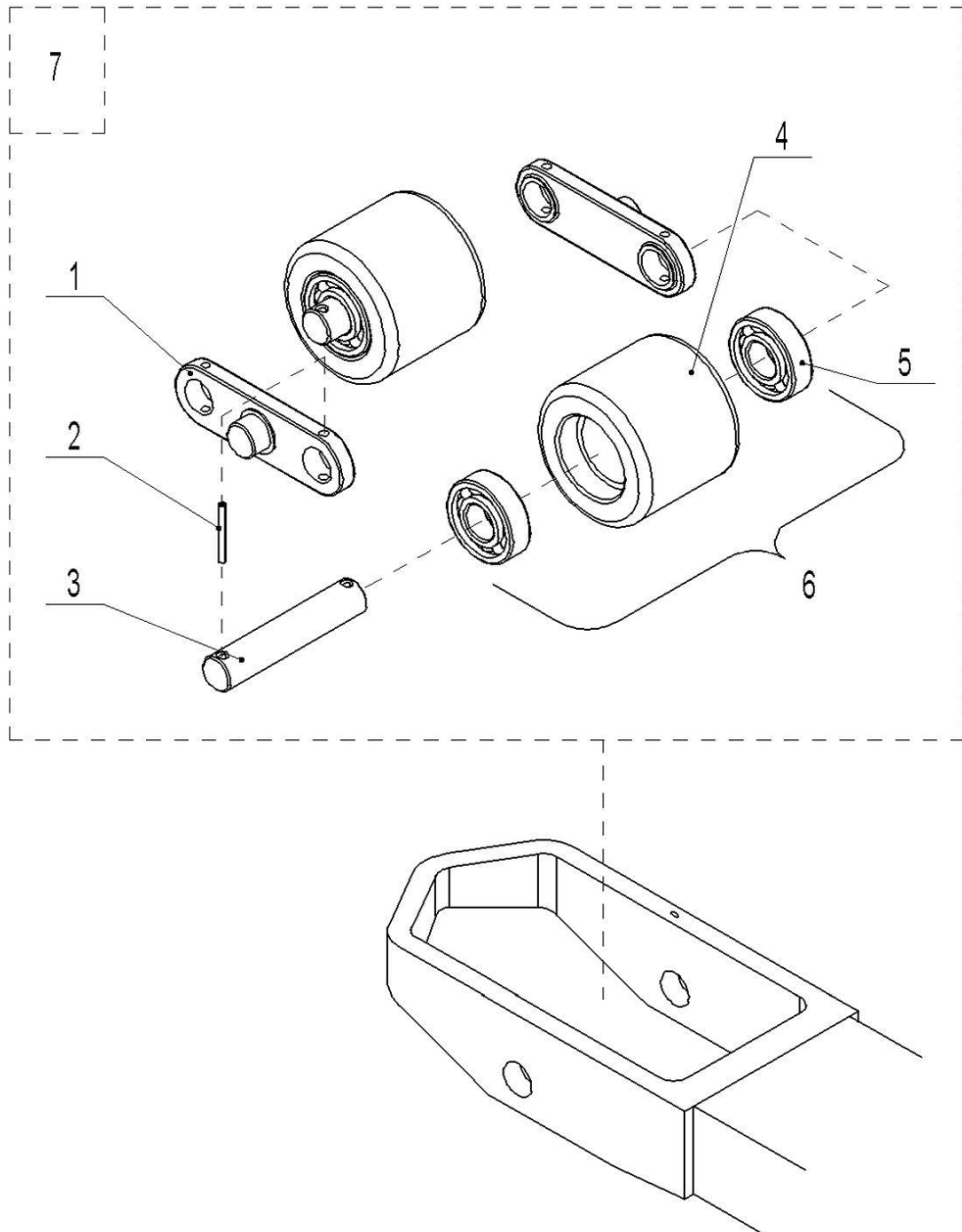


505646011002

1= Supply as package. 2= Supply with constraints. 3= Phasing-out supply. 4= Supply as assembly. 5= Check other tables.

## 02 Control Handle (505646011002)

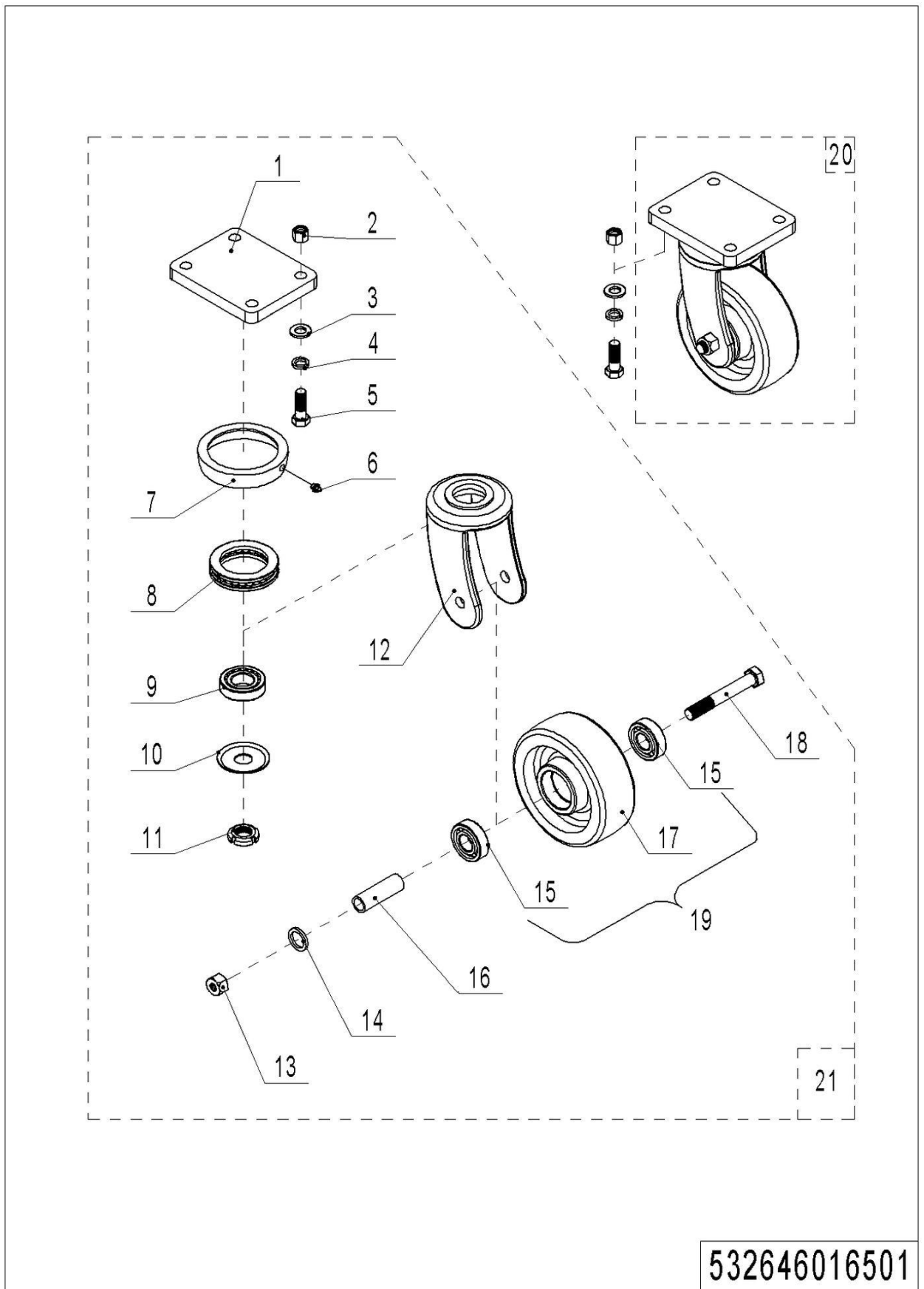
No.	Item Code	Mark	Item Description	Qty.	Substitute	Note
1	505698520016		Button cap	1		
2	505698520005		Magnet	4		
3	505698520002		Horn Button	1		
4	505698520025		Lamp Holder	1		
5	505698520004		Sleeve	2		
6	505698520008		Screw	2		
7	505698520009		Washer	2		
8	505698520001		Traction lever	1		
9	505698520003		Spring	5		
10	505698520014		Handle Cap	1		
11	505698520006		Spring	4		
12	505698520020		Button Cap-	1		
13	505698520019		Pedestal	1		
14	505698520026		Torsional Spring	1		
15	505698520024		Light	1		
16	505698520012		Clamp	1		
17	505698520025		Lamp Holder	1		
18	505698520023		Screw	1		
19	505698520011		Axle-Traction lever	1		
20	505698520010		Traction lever	1		
21	505698520013		Sensor	2		
22	505698520007		Screw	3		
23	505698520015		Handle Cap	1		
24	505698520017		Fixing Base	2		
25	505698520018		Torsional Spring	2		
26	505698520022		Button Cap	1		

**03 Load Wheel (532646017001)****532646017001**

**03 Load Wheel (532646017001)**

No.	Item Code	Mark	Item Description	Qty.	Substitute	Note
1	532617020002		Plate	2		
2	910600400027		Spring Pin	4		
3	302517020001		Axle	2		
4	940300300005		WheelΦ80x70	2		
5	910700200019		Bearing	4		
6	502398510002		Wheel	2		
7	532617001000		Wheel	2		

### 04 Caster (533246016501)



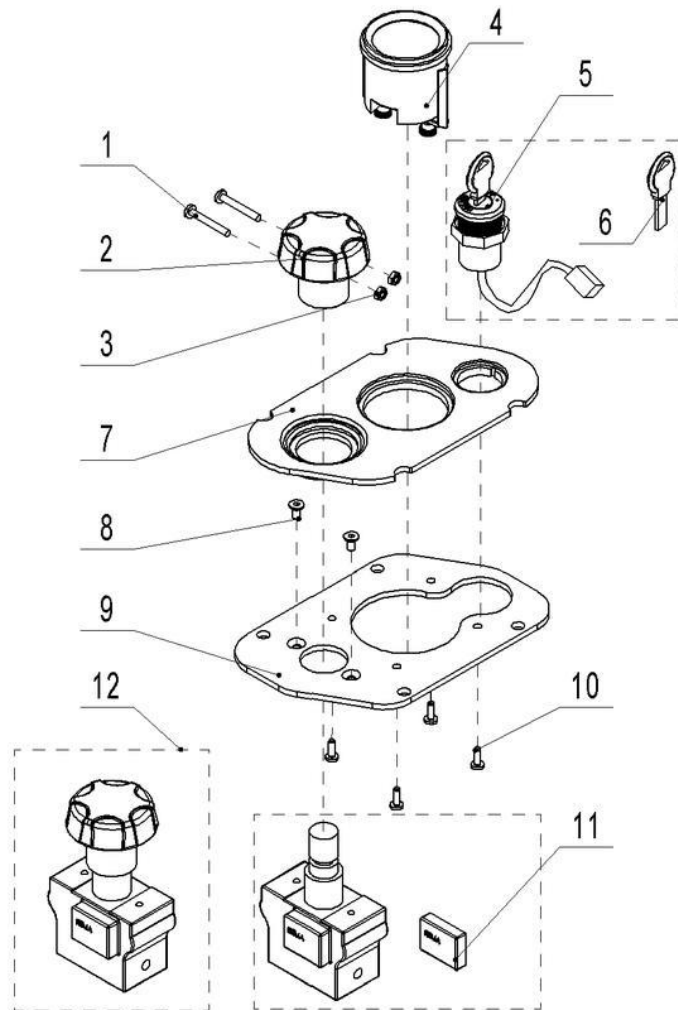
532646016501

**04 Caster (533246016501)**

No.	Item Code	Mark	Item Description	Qty.	Substitute	Note
1	533216510002		Flange	2		
2	910300500006	1	Nut	8		
3	910400100008	1	Flat Washer	8		
4	910400500008	1	Spring Washer	8		
5	910200200102	1	Screw	8		
6	401716520009	1	Oil Cup	2		
7	533216520002		Dust Cap	2		
8	910700700002		Bearing	2		
9	910700200020		Bearing	2		
10	533216520004		Gland	2		
11	910300800002	1	Nut	2		
12	533216520005		Wheel Carrier	2		
13	910300500007	1	Nut	2		
14	533216520006		Washer	4		
15	910700200019		Bearing	4		
16	533216520007		Bushing	2		
17	940300300020		WheelΦ150x54	2		
18	910100100069	1	Bolt	2		
19	533298510003		Wheel	1		
20	533216510000		Caster Assembly	2		
21	533298510005		Caster Assembly	2		

## Chapter 6: Electrical Parts

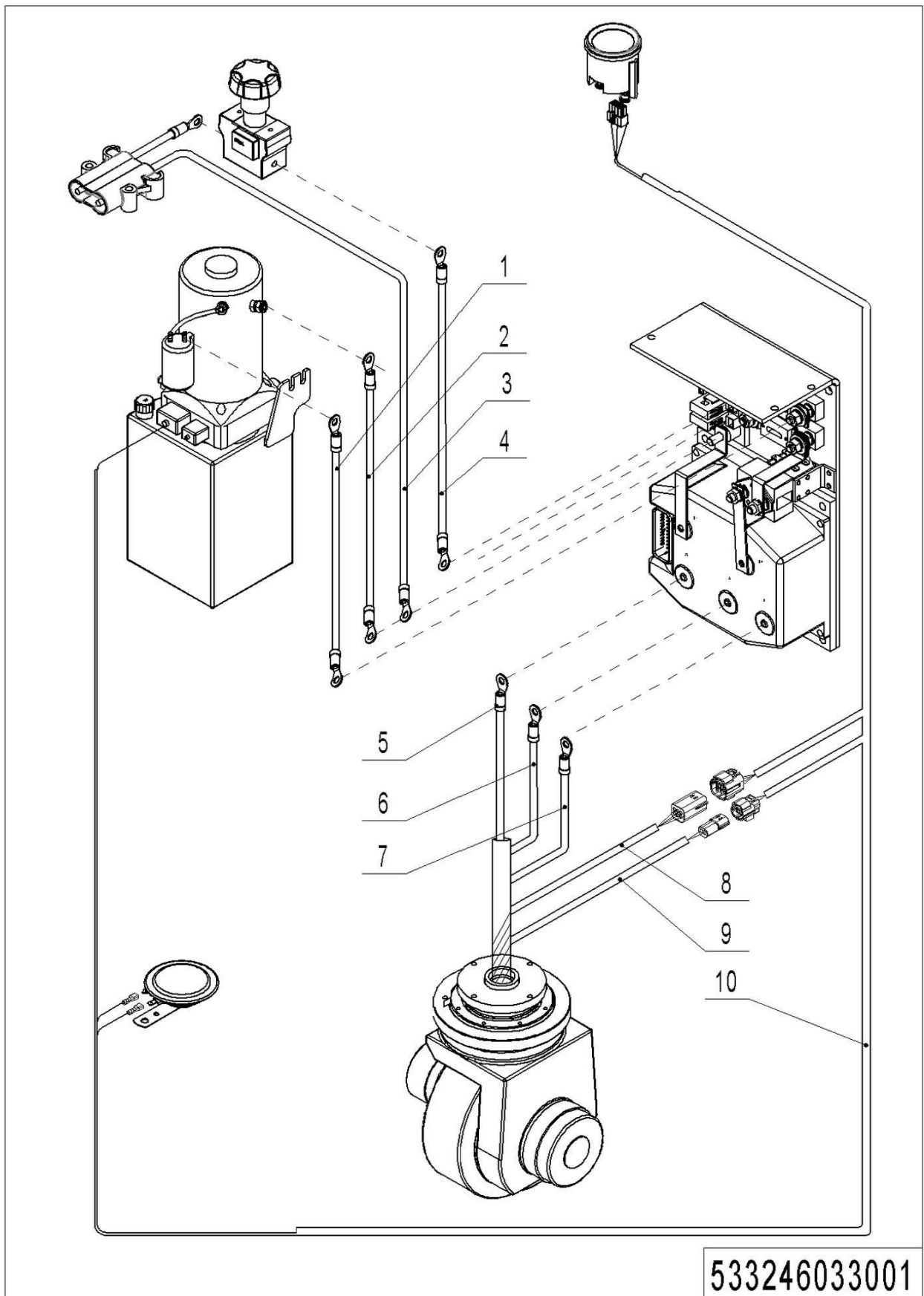
### 01 Display Assembly (505646010001)



505646010001

## 01 Display Assembly (505646010001)

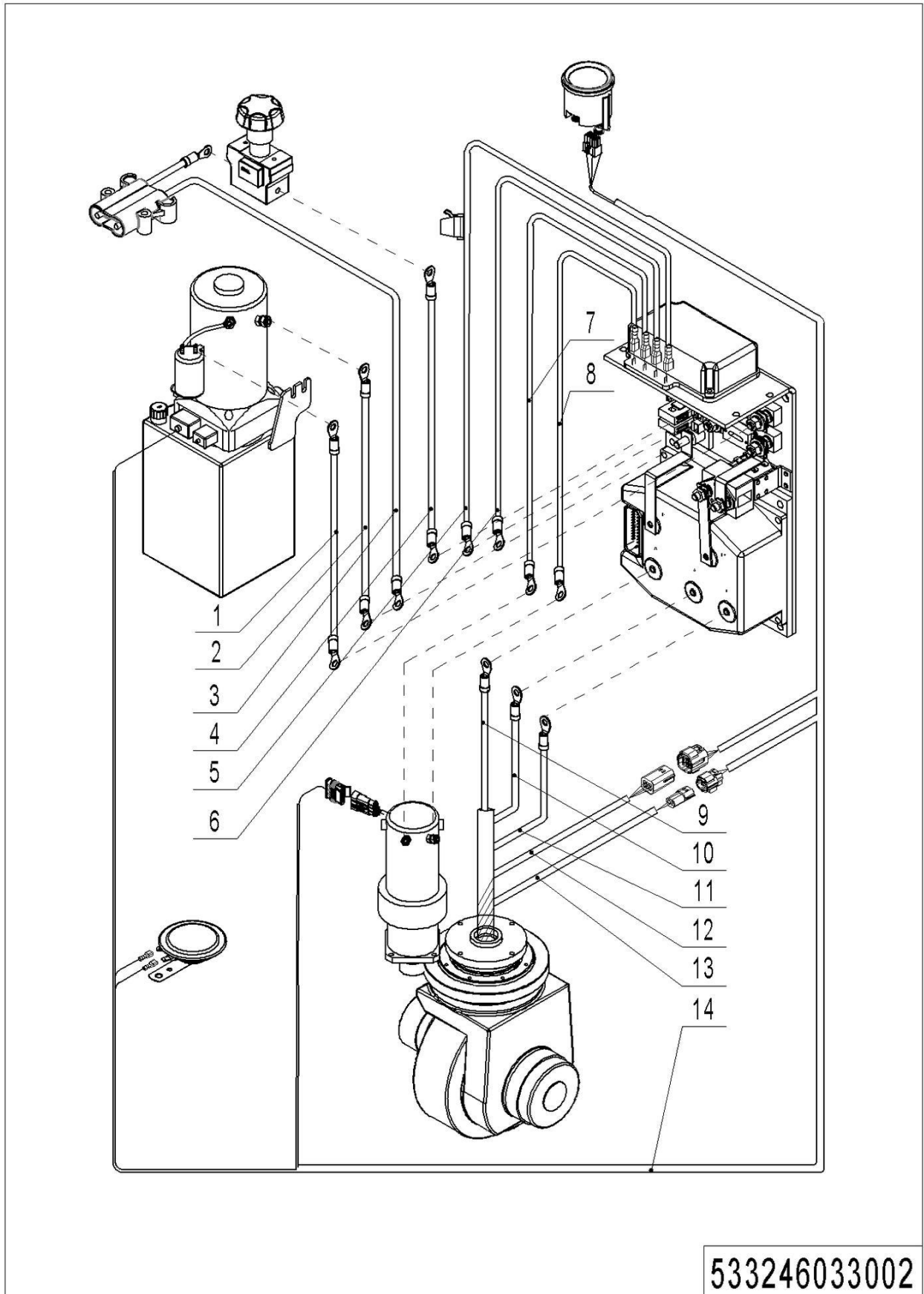
No.	Item Code	Mark	Item Description	Qty.	Substitute	Note
1	910200500016	1	Screw	2		
2	505698520029	2	Button	1		
3	910300100002	1	Nut	2		
4	921100100001	2	Battery Indicator	1		
4	921100100044	2	Battery Indicator	1		
4	921100100054	2	Battery Indicator	1		Li battery
5	505634010000	2	Key Switch	1		
5	505602034002	2	Key Switch	1		Li battery
6	505698520031	2	Key	1		
7	505610020000		Panel	1		
8	910200400010	1	Screw	2		
9	505610020001		Fixing Plate	1		
10	910201300001	1	Screw	4		
11	920200100011	2	Emergency Button	1		
12	920200100001	2	Emergency Button	1		

**02 Wire Harness (Manual Steering) (533246033001)**

1= Supply as package. 2= Supply with constraints. 3= Phasing-out supply. 4= Supply as assembly. 5= Check other tables.

## 02 Wire Harness (Manual Steering) (533246033001)

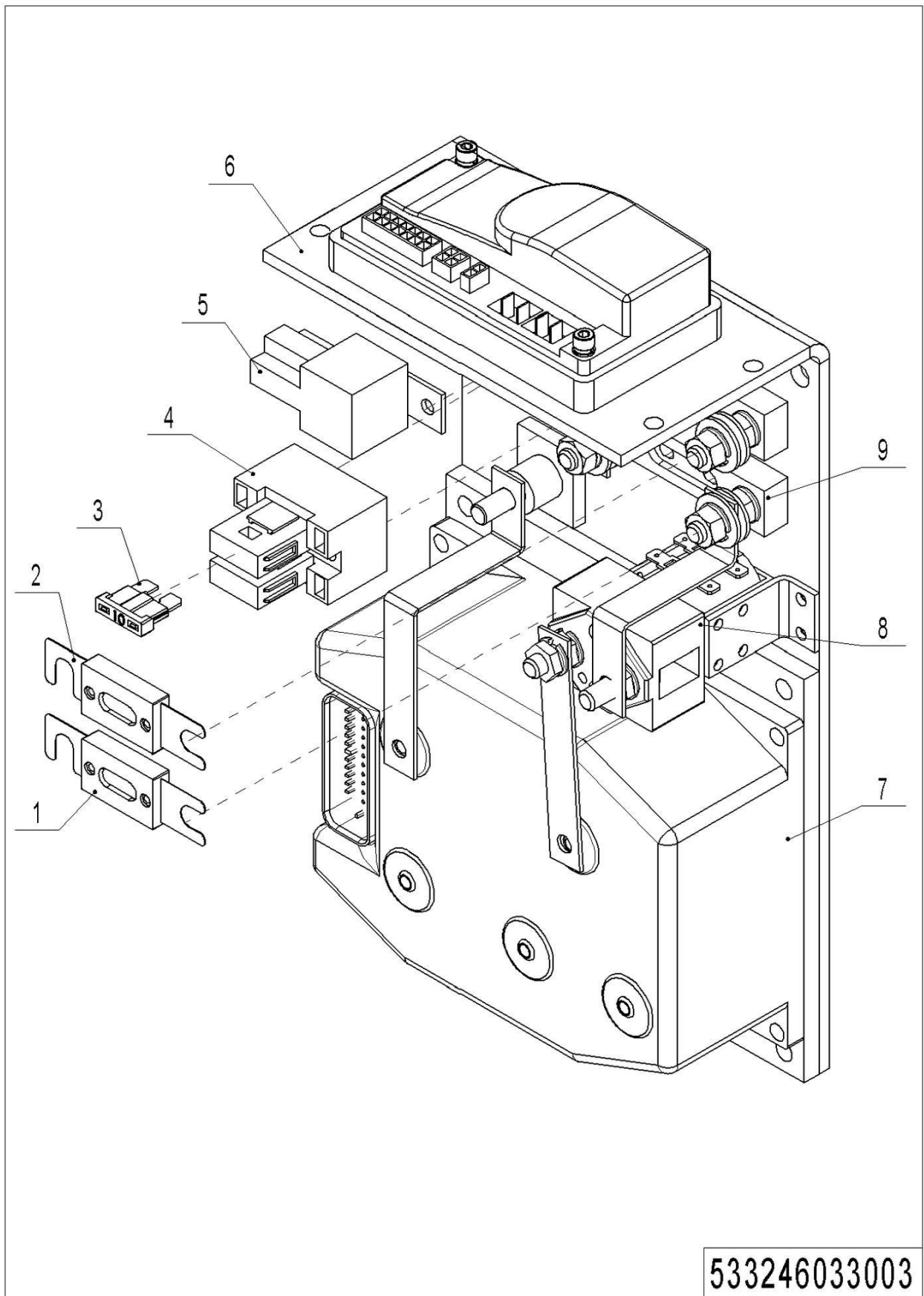
No.	Item Code	Mark	Item Description	Qty.	Substitute	Note
1	533233010009		Cable	1		
2	533233010010		Cable	1		
3	533233010013		Wire Harness	1		
3	533233010041		Wire Harness	1		Li battery
4	533233010014		Cable	1		
5	533233010008		Cable	1		
6	533233010007		Cable	1		
7	533233010006		Cable	1		
8	533233010011		Wire Harness	1		
9	533233010012		Wire Harness	1		
10	533233010000		Wire Harness	1		
10	533233010025		Wire Harness	1		Proportional Valve
10	533233010040		Wire Harness	1		Li battery
10	533233010042		Wire Harness	1		Li battery and Proportional Valve

**03 Wire Harness (EPS) (533246033002)**

1= Supply as package. 2= Supply with constraints. 3= Phasing-out supply. 4= Supply as assembly. 5= Check other tables.

## 03 Wire Harness (EPS) (533246033002)

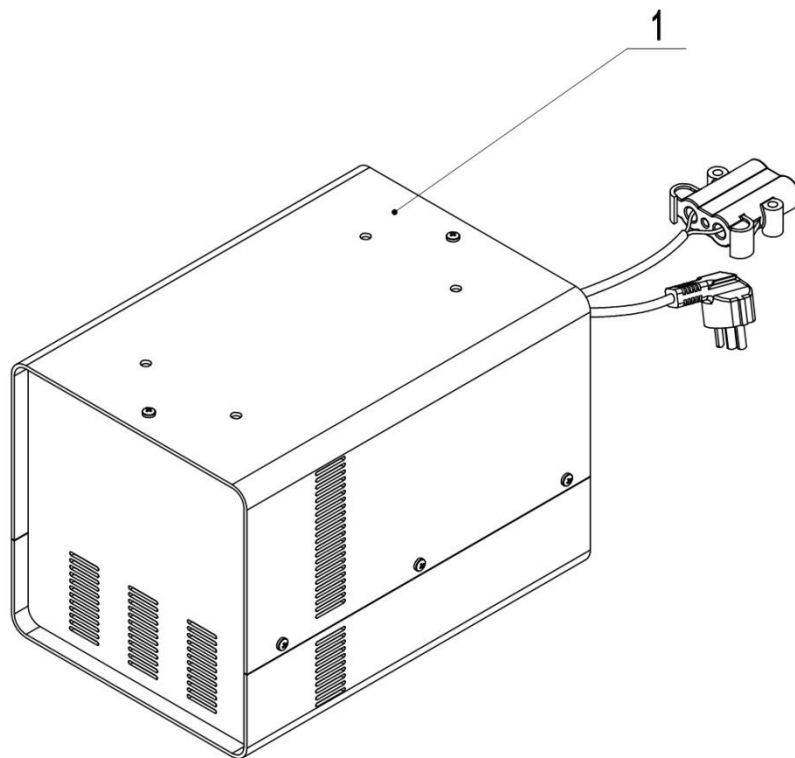
No.	Item Code	Mark	Item Description	Qty.	Substitute	Note
1	533233010009		Cable	1		
2	533233010010		Cable	1		
3	533233010013		Wire Harness	1		
3	533233010041		Wire Harness	1		Li battery
4	533233010014		Cable	1		
5	533233010028		Wire Harness	1		
6	505633010026		Cables	1		
7	533233010030		Cables	1		
8	533233010029		Cables	1		
9	533233010019		Cable	1		
10	533233010018		Cable	1		
11	533233010017		Cable	1		
12	533233010020		Wire Harness	1		
13	533233010021		Wire Harness	1		
14	533233010027		Wire Harness	1		
14	533233010032		Wire Harness	1		Proportional Valve
14	533233010043		Wire Harness	1		Li battery
14	533233010044		Wire Harness	1		Li battery and Proportional Valve

**04 Controller (533246033003)**

1= Supply as package. 2= Supply with constraints. 3= Phasing-out supply. 4= Supply as assembly. 5= Check other tables.

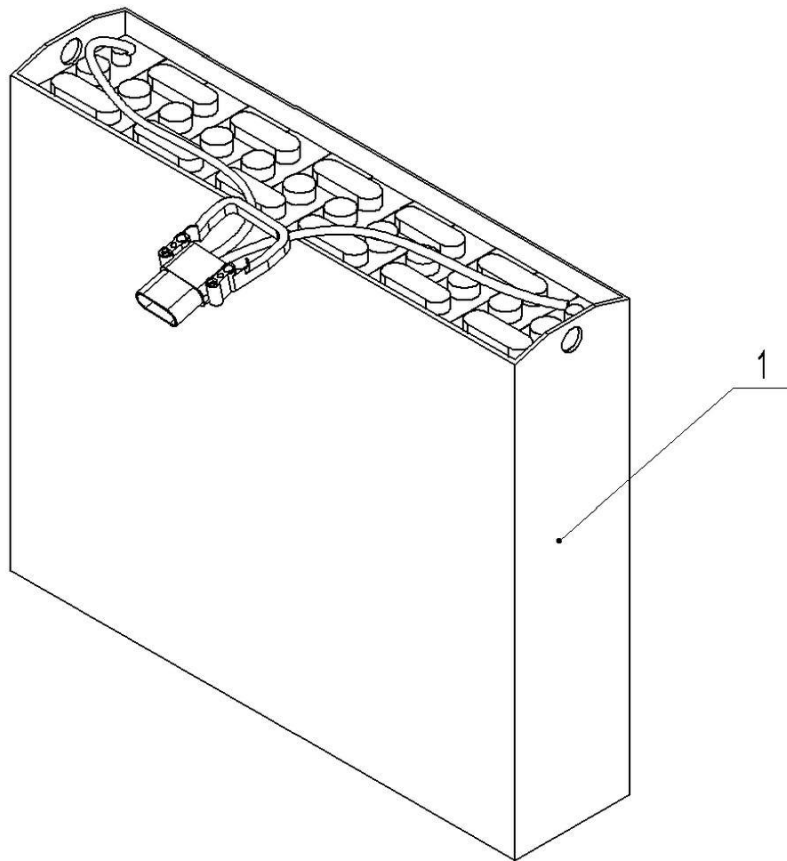
## 04 Controller (533246033003)

No.	Item Code	Mark	Item Description	Qty.	Substitute	Note
1	920100100007	2	Fuse	1		
2	920100100008	2	Fuse	1		
3	920100200002	2	Fuse	1		
4	920100400005	2	Fuse Holder	1		
5	920800100001	2	Relay	1		
6	921400100003	2	Controller	1		EPS
7	921400100006	2	Controller	1		
8	920700100004	2	Contactactor	1		
9	920100400002	2	Fuse Holder	2		

**05Charger (533546036501)****533546036501**

## 05 Charger(533546036501)

No.	Item Code	Mark	Item Description	Qty.	Substitute	Note
1	921000200283	2	Charger24V30A(Aisa-CHN)	1		
1	921000200289	2	Charger24V30A(Aisa-ENG)	1		
1	921000200293	2	Charger24V30A(EU)	1		
1	921000200301	2	Charger24V30A(AUS)	1		
1	921000200297	2	Charger24V30A(ENG)	1		
1	921000200305	2	Charger24V30A(USA)	1		
1	921000200001	2	Charger24V30A(Aisa-CHN)	1		
1	921000200002	2	Charger24V30A(Aisa-ENG)	1		
1	921000200003	2	Charger24V30A(EU)	1		
1	921000200004	2	Charger24V30A(AUS)	1		
1	921000200005	2	Charger24V30A(ENG)	1		
1	921000200006	2	Charger24V30A(USA)	1		
1	921000200151	2	Charger24V30A(Aisa-CHN)	1		
1	921000200153	2	Charger24V30A(Aisa-ENG)	1		
1	921000200152	2	Charger24V30A(EU)	1		
1	921000200154	2	Charger24V30A(ENG)	1		
1	921000200439	2	Charger24V30A(ZA)	1		
1	921000200450	2	Charger24V30A(ARG)	1		
1	921000200219	2	Charger24V80A (Aisa-CHN)	1		For Li battery
1	921000200220	2	Charger24V80A (Aisa-ENG)	1		For Li battery
1	921000200221	2	Charger24V80A (EU)	1		For Li battery
1	921000200223	2	Charger24V80A (AUS)	1		For Li battery
1	921000200222	2	Charger24V80A (ENG)	1		For Li battery
1	921000200224	2	Charger24V80A (US)	1		For Li battery
1	921000200207	2	Charger24V50A (Aisa-CHN)	1		For Li battery
1	921000200208	2	Charger24V50A (Aisa-ENG)	1		For Li battery
1	921000200209	2	Charger24V50A (EU)	1		For Li battery
1	921000200211	2	Charger24V50A (AUS)	1		For Li battery
1	921000200210	2	Charger24V50A (ENG)	1		For Li battery
1	921000200212	2	Charger24V50A (US)	1		For Li battery

**06 Traction Battery (533246037001)**

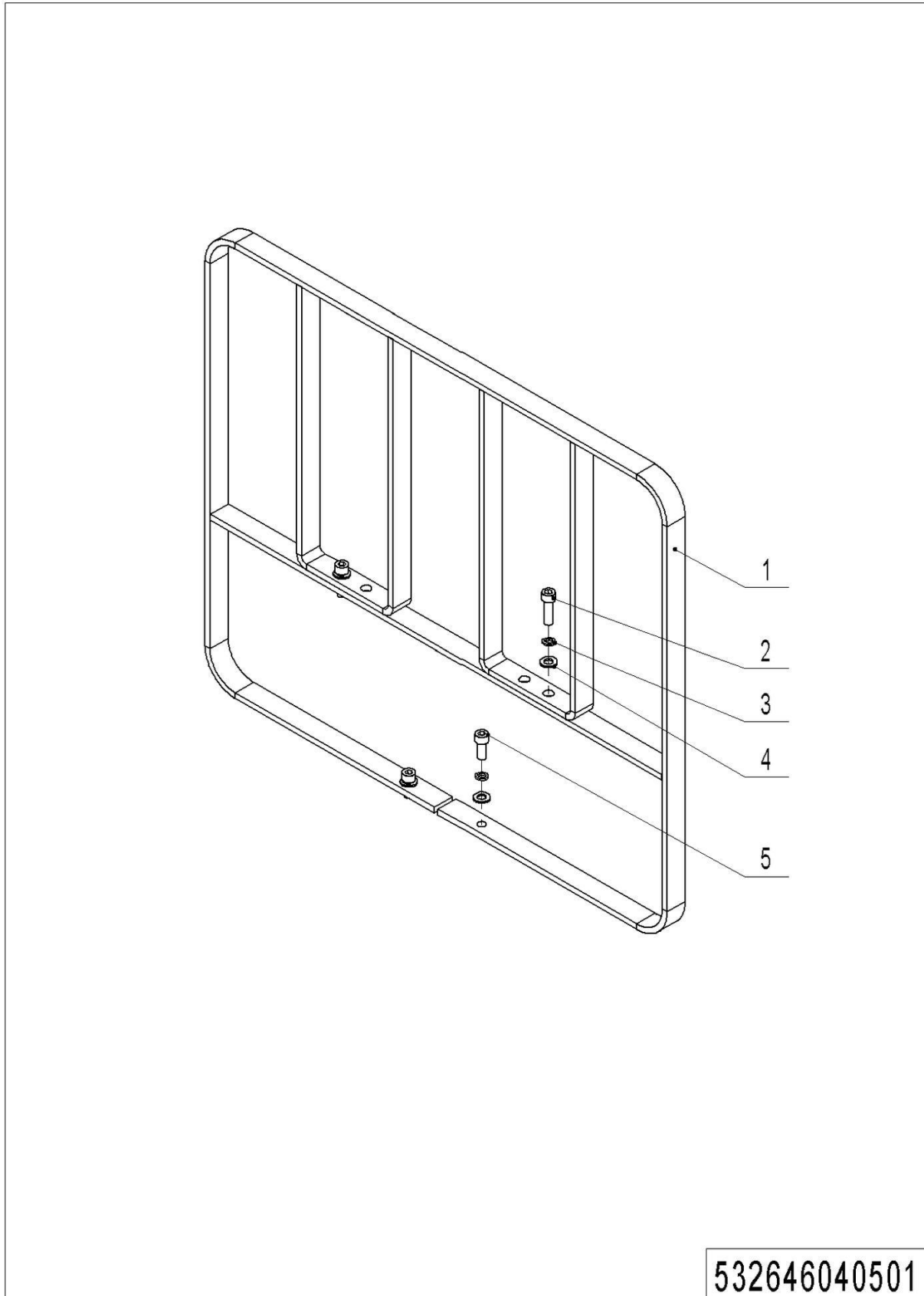
533246037001

## 05 Traction Battery (533246037001)

No.	Item Code	Mark	Item Description	Qty.	Substitute	Note
1	533237010000	2	Battery24V210Ah(welded)	1		TB
1	533237010001	2	Battery24V210Ah	1		TB
1	533237010003	2	Battery 24V210Ah	1		TN
1	533202037003	2	Li battery24V150Ah	1		

## Chapter 7: Special Parts

### 01 Load Backrest (532646040501)



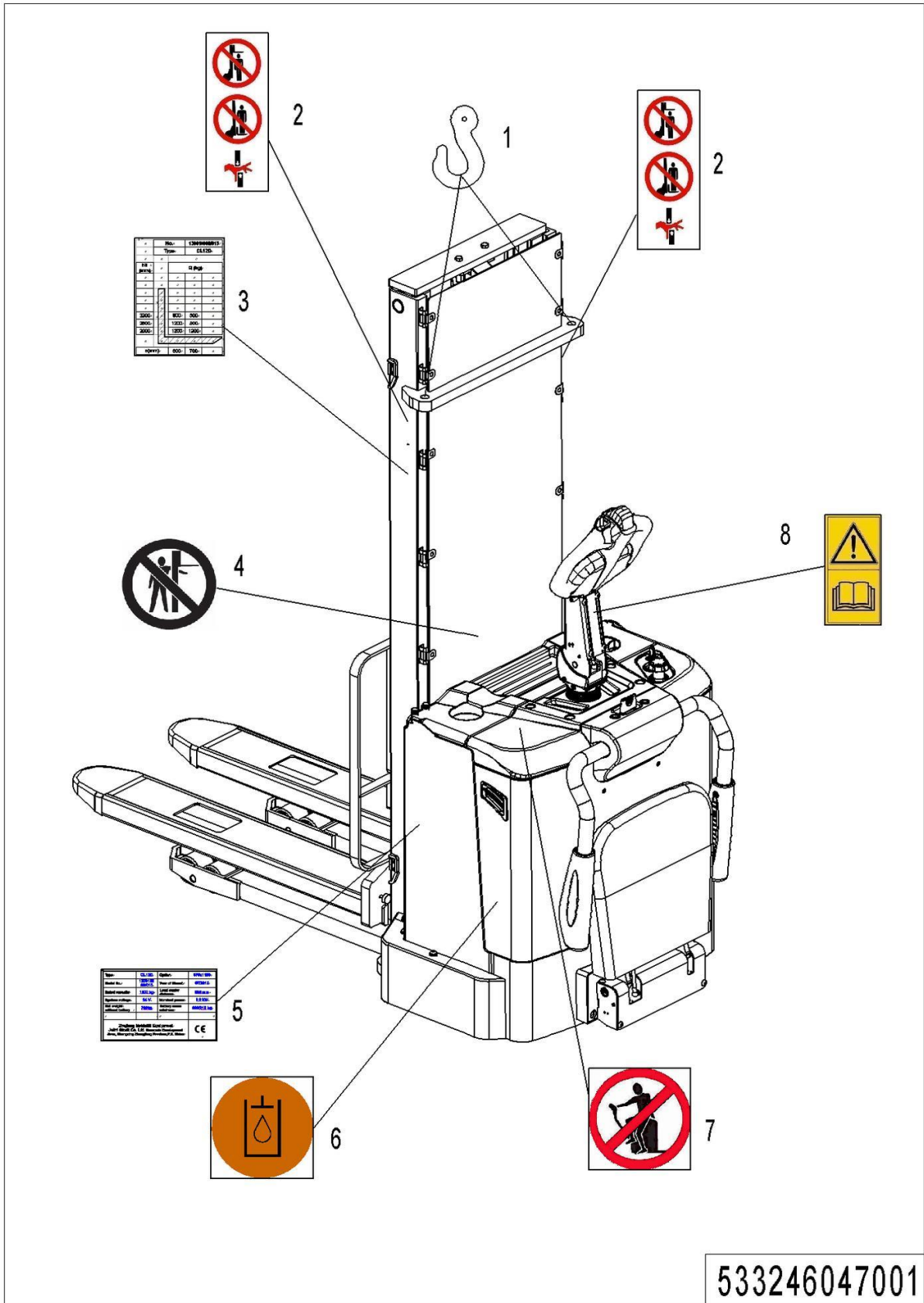
1= Supply as package. 2= Supply with constraints. 3= Phasing-out supply. 4= Supply as assembly. 5= Check other tables.

## 01 Load Backrest (532646040501)

No.	Item Code	Mark	Item Description	Qty.	Substitute	Note
1	532640510001		Load Backrest	1		
2	910200200076	1	Screw	2		
3	910400500007	1	Spring Washer	4		
4	910400100007	1	Flat Washer	4		
5	910200200078	1	Screw	2		

# Chapter 8: Others

## 01 Labels and Decals-EU (533246047001)



533246047001

1= Supply as package. 2= Supply with constraints. 3= Phasing-out supply. 4= Supply as assembly. 5= Check other tables.

**01 Labels and Decals-EU (533246047001)**

No.	Item Code	Mark	Item Description	Qty.	Substitute	Note
1	941200300001		Label	2		
2	941200100004		Label	2		
3	533547020000		Load Capacity Diagram	1		
4	941200100006		Label	1		
5	534147520000		Truck data plate	1		
6	941200300003		Label	1		
7	941200100003		Label	1		
8	941200300002		Label	1		



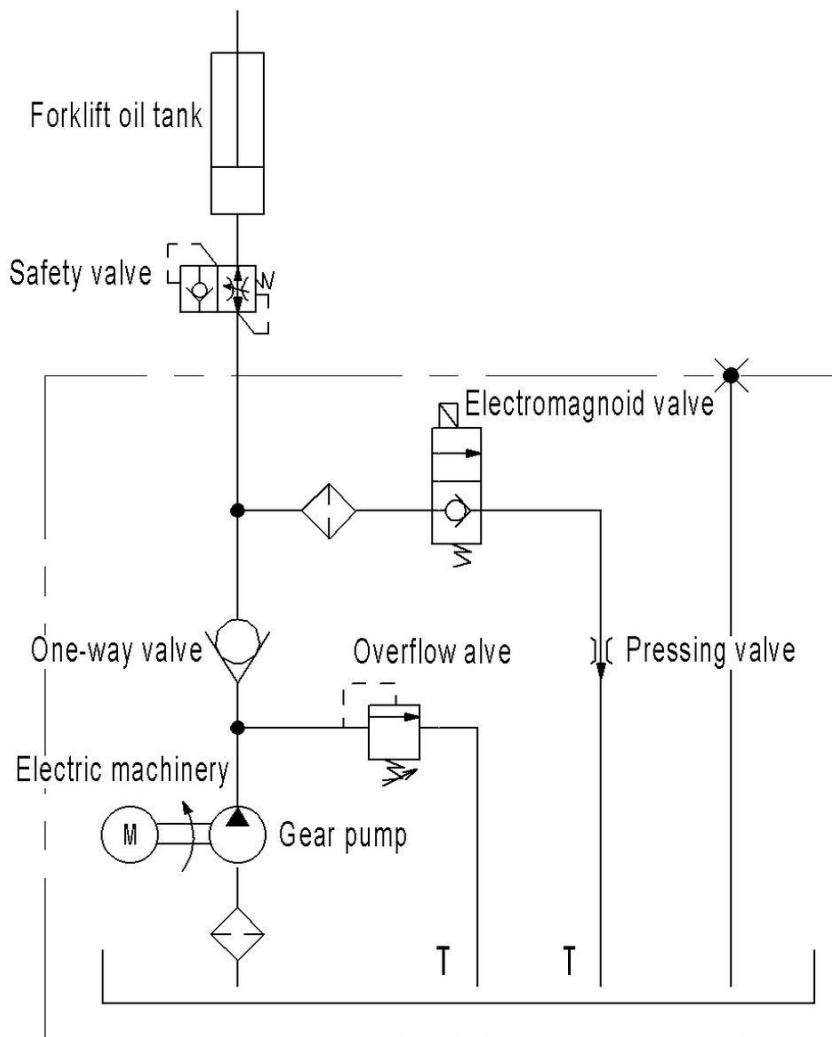
## 02 Labels and Decals-US (533246047002)

No.	Item Code	Mark	Item Description	Qty.	Substitute	Note
1	941200300001		Label	2		
2	941200100016		Label	2		
3	533547020000		Load Capacity Diagram	1		
4	941200100014		Label	1		
5	534147520000		Truck data plate	1		
6	941200300003		Label	1		
7	941200100009		Label	1		
8	941200100010		Label	1		
9	941200100011		Label	1		
10	941200100013		Label	1		
11	941200300002		Label	1		





### 03 Hydraulic Diagram (533246045503)



533246045503

## 04 Consumable Parts List

No.	Item Code	Item Description	Qty.	Chapter/ Section/ Number
1	910700200042	Bearing	1	Chapter 1/01/16
2	910800100085	O-Ring	1	Chapter 1/02/5
3	961000100010	Tyre	1	Chapter 1/02/10
4	910700200041	Bearing	2	Chapter 1/03/12
5	910700200052	Bearing	1	Chapter 1/04/15
6	910700200009	Bearing	1	Chapter 1/04/14
7	532698510001	Seal Kit	1	Chapter 2/01/1.01 Chapter 2/02/12.01
8	910700200020	Bearing	2	Chapter 2/02/14
9	910700200021	Bearing	2	Chapter 2/03/4 Chapter 2/04/4
10	533898510001	Seal Kit	1	Chapter 2/03/36.0 Chapter 2/04/36.01
11	533298510050	Seal Kit	1	Chapter 2/05/6.01 Chapter 2/06/6.01
12	532698520056	O-Ring	1	Chapter 2/07/12 Chapter 2/08/12 Chapter 2/09/11
13	940400100006	Air Spring	1	Chapter 3/02/4
14	505617510005	Leaf Spring	1	Chapter 3/02/7
15	940500200008	Bushing	1	Chapter 3/03/3
16	940400100039	Air Spring	1	Chapter 3/03/6
17	505698510002	Buffer Kits	1	Chapter 3/03/24
18	940500200002	Bushing	1	Chapter 5/01/8
19	940400100002	Air Spring	1	Chapter 5/01/11
20	940400100003	Air Spring	1	Chapter 5/01/11
21	940300300005	WheelΦ80x70	2	Chapter 5/03/4
22	910700200019	Bearing	1	Chapter 5/03/5 Chapter 5/04/15
23	940300300020	WheelΦ150x54	1	Chapter 5/04/17
24	533298510003	Wheel	1	Chapter 5/04/19
25	502398510002	Wheel	1	Chapter 5/03/6
26	910700700002	Bearing	2	Chapter 5/04/8
27	910700200020	Bearing	2	Chapter 5/04/9
28	920100100007	Fuse	1	Chapter 6/04/1
29	920100100008	Fuse	1	Chapter 6/04/2
30	920100200002	Fuse	1	Chapter 6/04/3

1= Supply as package. 2= Supply with constraints. 3= Phasing-out supply. 4= Supply as assembly. 5= Check other tables.